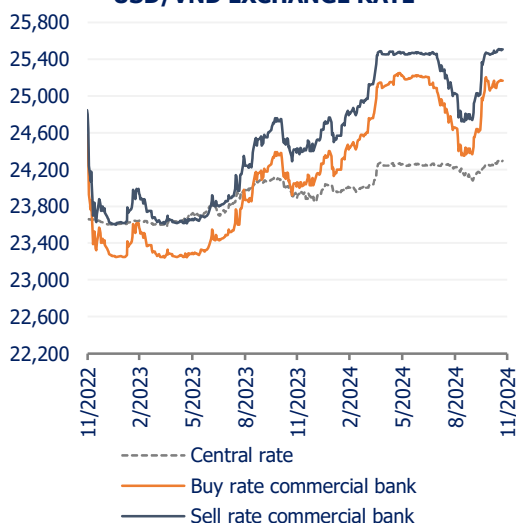


USD/VND EXCHANGE RATE



MONEY MARKET

Comparing to the latest report, VND interbank interest rates went down in all tenors. Specifically, ON and 1W interest rates decreased to 4.58% (-125 bps) and 4.75% (-104 bps), respectively. Additionally, 6-month and 9-month interest rate also declined respectively by 67 bps and 24 bps, equivalent to 5.32% and 5.46%. The gap between USD and VND interest rates on average expanded by 120 bps at overnight and 1 week terms. Total trading volume in the reporting period was around VND 1,912 trillion, 96% of which were ON and 1W tenors.

FOREIGN EXCHANGE MARKET

At the end of the reporting period, the central rate decreased by 3 VND/USD compared to the previous week, trading at 24,295 VND/USD. Additionally, the buying rates at Vietcombank rose by 10 VND/USD to 25,200 while the selling rates declined by 3 VND/USD to 25,509 VND/USD.

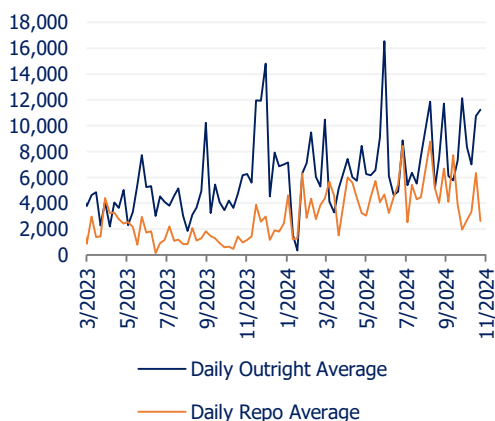
GOVERNMENT BOND - PRIMARY MARKET

On November 20th, the State Treasury called for bidding a total of VND 10,000 billion of G-bonds. None of the 15-year bonds were sold and the winning rates of 5-year, 10-year and 30-year bonds were 40%, 55% and 92%, respectively. Year to date, the State Treasury issued approximately VND 319,007 billion of Government bonds across various tenors from 5 to 30 years, completing about 79.8% of the 2024 plan of VND 400,000 billion. Next week, the State Treasury will call for auction a total of VND 10,000 billion of G-bonds at 4 tenors (5, 10, 15 and 30 years).

GOVERNMENT BOND - SECONDARY MARKET

The secondary market's trading value was VND 69,388 billion. The average outright trading value increased by 4.8% WoW, while the average repo trading value decreased by 58.4%. During the reporting period, foreign investors have net sold about VND 456 billion of G-bond. G-bond yields in VBMA trading room slightly increased at key tenors including 5Y, 7Y, and 10Y.

AVERAGE TRADING VALUE OF OUTRIGHT AND REPO

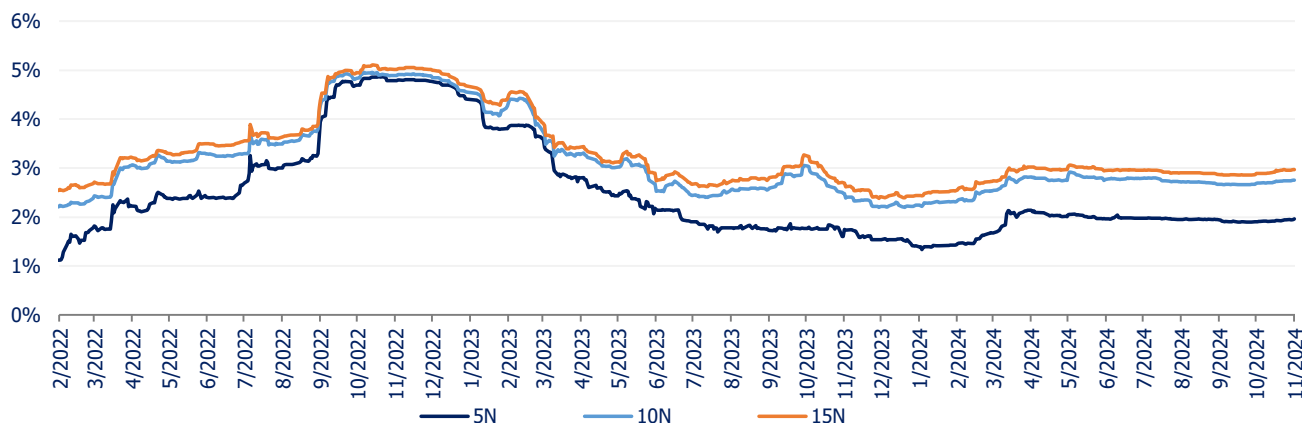


Unit: VND billion

CORPORATE BOND MARKET

According to the data consolidated by VBMA as of November 22, 2024, there have been 18 corporate bonds issuances announced in November, with the total value of VND 13,898 billion.

GOVERNMENT BOND YIELD - VBMA



Weekly report

Money market

Open market operations: During the reporting period, the central bank issued 28-day SBV-bills with a total value of VND 3,600 billion, the winning interest rate remained at 4%. At the same time, the SBV pumped about VND 68,000 billion on all trading days into the market via the open market operation (OMO) with an interest rate of 4%/year at 7-day term.

While about VND 41.3 trillion of SBV-bills matured and injected into the system, over VND 100 trillion of expired reverse repo was withdrawn. Accordingly, the SBV net injected about VND 5.7 trillion, the outstanding value of SBV-bills and OMO reached approximately VND 18.1 trillion and VND 68 trillion.

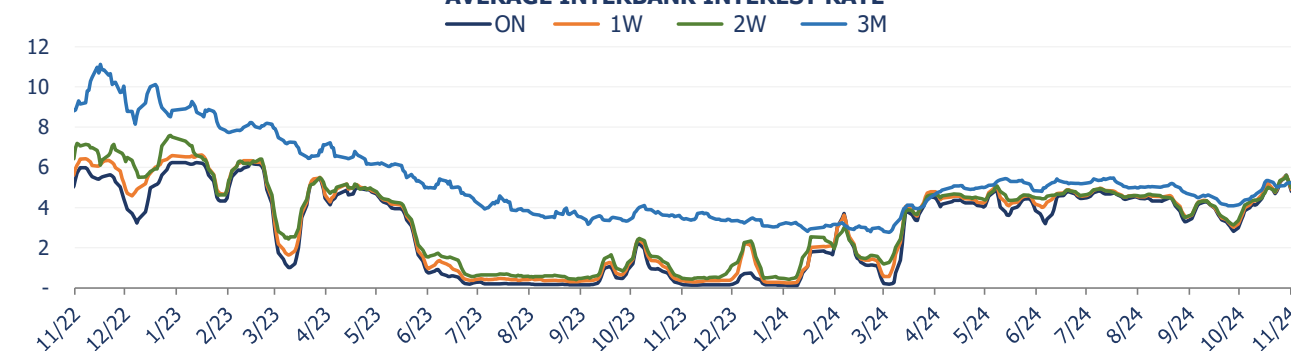
Interbank interest rate: Comparing to the latest report, VND interbank interest rates went down in all tenors. Specifically, ON and 1W interest rates decreased to 4.58% (-125 bps) and 4.75% (-104 bps), respectively. Additionally, 6-month and 9-month interest rate also declined respectively by 67 bps and 24 bps, equivalent to 5.32% and 5.46%. The gap between USD and VND interest rates on average expanded by 120 bps at overnight and 1 week terms.

Trading volume: The total trading volume in the interbank market was around VND 1,912 trillion (+3.2% WoW). ON and 1W tenors had the largest trading volume, with VND 1,773 trillion and 62 trillion, respectively. These two tenors together accounted for 96% of the overall trading volume.

INTERBANK INTEREST RATES

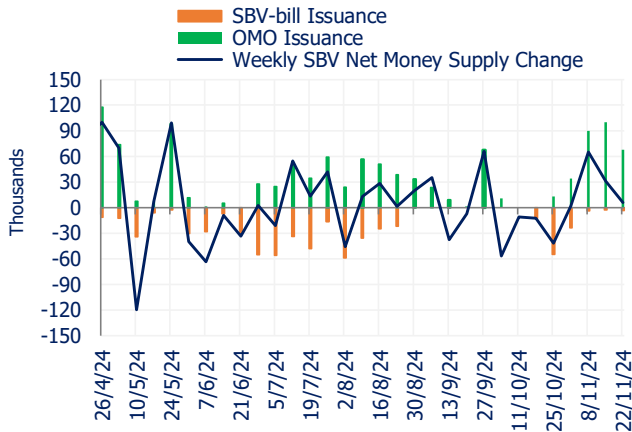
Unit: %	Avg last week	22/11/2024	15/11/2024	%WoW	%MoM
ON	4.81	4.58	5.83	-125	61
1W	4.89	4.75	5.79	-104	61
2W	4.98	4.89	5.76	-87	73
1M	5.07	4.78	5.39	-61	68
3M	5.22	5.16	5.16	0	92
6M	5.20	5.32	5.99	-67	17
9M	5.56	5.46	5.70	-24	-8

AVERAGE INTERBANK INTEREST RATE



Source: SBV

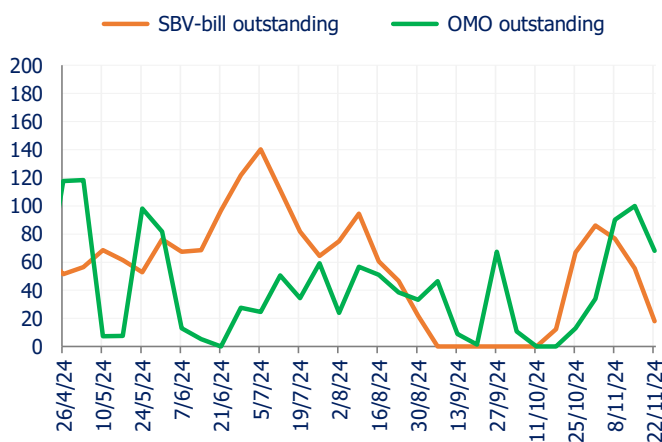
WEEKLY SBV-BILL AND OMO AUCTION



Unit: VND Trillion

Source: SBV

SBV-BILL & OMO OUTSTANDING



Weekly report

Foreign exchange market

USD/VND Exchange rate: At the end of the reporting period, the central rate decreased by 3 VND/USD compared to the previous week, trading at 24,295 VND/USD. Additionally, the buying rates at Vietcombank rose by 10 VND/USD to 25,200 while the selling rates declined by 3 VND/USD to 25,509 VND/USD.

Foreign currency market: Initial jobless claims in the U.S. for the week ended November 16 continued to decline, reaching the lowest level since April. This indicates that the U.S. labor market is recovering in the aftermath of hurricanes and strikes.

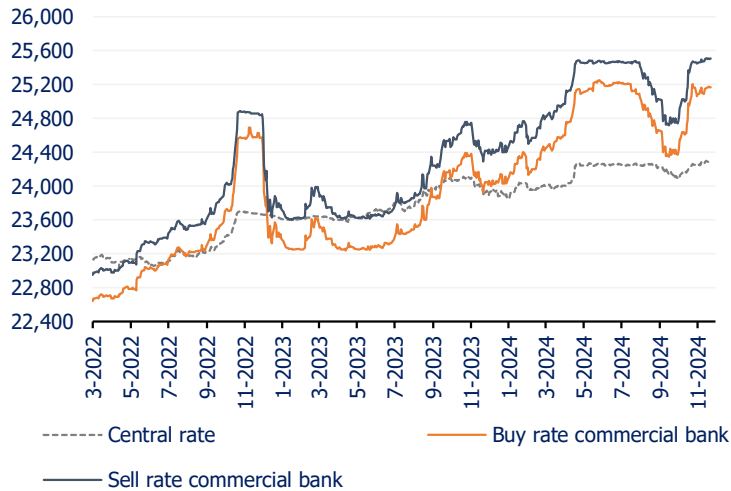
Existing home sales in the U.S. increased by 3.4% MoM and 2.9% YoY in October. This marks the first positive YoY growth since July 2021, thanks to significantly lower mortgage rates since the beginning of the year, which have made home purchases more accessible.

In an interview on Thursday, New York Fed President John Williams expressed confidence that inflation will continue to decline toward the Fed's 2% target, paving the way for the Fed to lower rates to a neutral level. According to CME FedWatch on November 26, there is currently about a 56% chance that the Fed will cut rates by an additional 25 basis points at its December meeting.

The DXY index extended its upward momentum, reaching 107.5 points (+0.8% WoW). The values of the EUR, CNY, and GBP all depreciated against the USD, losing approximately 1.18%, 0.2%, and 0.68%, respectively.

In the upcoming week, several U.S. economic data will be released, including Q3 GDP, October core PCE index, and November consumer confidence.

USD/VND EXCHANGE RATE



Source: SBV

CENTRAL RATE

Date	Exchange rate	% Change
11/11/2024	24,263	
12/11/2024	24,267	▲ 0.016%
13/11/2024	24,288	▲ 0.087%
14/11/2024	24,290	▲ 0.008%
15/11/2024	24,298	▲ 0.033%
18/11/2024	24,288	▼ -0.041%
19/11/2024	24,293	▲ 0.021%
20/11/2024	24,285	▼ -0.033%
21/11/2024	24,290	▲ 0.021%
22/11/2024	24,295	▲ 0.021%

MAJOR EXCHANGE RATES

Major exchange rates	22/11/2024	15/11/2024	%WoW	%YTD
USD/VND	25,417	25,380	0.15%	4.49%
EUR/USD	1.042	1.054	-1.18%	-4.84%
USD/CNY	7.246	7.231	0.20%	1.44%
USD/JPY	154.740	154.340	0.26%	8.99%
GBP/USD	1.253	1.262	-0.68%	-0.66%
USD index	107.550	106.690	0.81%	5.23%

Source: investing.com

Weekly report

Government bond - Primary market

Government bond: On November 20th, 2024, the State Treasury called for bidding a total of VND 10,000 billion of Government bonds, including 5-year (VND 2,500 billion), 10-year (VND 5,500 billion), 15-year (VND 1,500 billion) and 30-year bonds (VND 500 billion). None of the 15-year bonds were sold and the winning rates of 5-year, 10-year and 30-year bonds were 40%, 55% and 92%, respectively.

In addition, while winning interest rate for 5-year tenor increased by 1 bps, 10-year tenors winning interest rate remained unchanged, equivalent to 2.66%.

Year to date, the State Treasury issued approximately VND 319,007 billion of Government bonds across various tenors from 5 to 30 years, completing about 79.8% of the 2024 plan of VND 400,000 billion.

The winning value of 10-year and 15-year bonds are the largest with VND 191,910 and VND 65,859 billion issued, respectively, accounting for about 80.8% of the total value since the beginning of 2024. 5-year bonds come in third with VND 46,370 billion.

So far in the fourth quarter, VND 47,336 billion of Government bonds was issued, equivalent to 37% of the Q4 plan.

Issuance plan for 25/11 - 29/11/2024: Next week, the State Treasury will call for auction VND 10,000 billion of G-bonds, including VND 2,500 billion for tenor 5-year, VND 5,500 billion for tenor 10-year, VND 1,000 billion for tenor 15-year and VND 1,000 billion for tenor 30-year.

Government bond auction (18/11 - 22/11/2024)

No	Date	Issuer	Bond code	Tenor (year)	Offer	Bid	Win Value	Rate (%)	Change (bps)
1	20/11/2024	STV	TD2429012	5	2,500	1,300	1,000	1.92	1
2	20/11/2024	STV	TD2434027	10	5,500	3,650	3,000	2.66	0
3	20/11/2024	STV	TD2439032	15	1,500	800	0	-	-
4	20/11/2024	STV	TD2454046	30	500	462	462	3.12	-

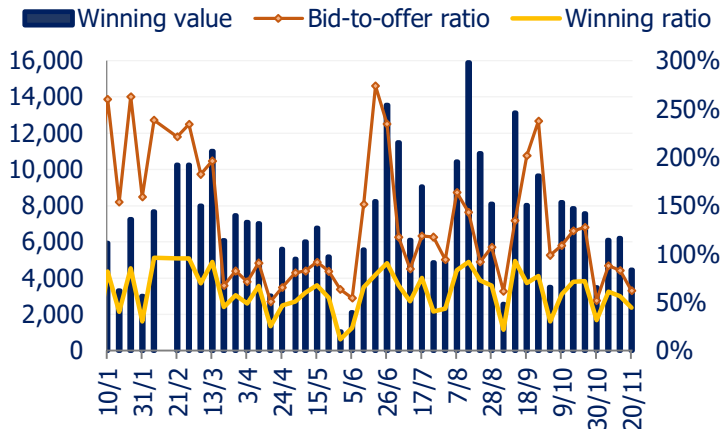
Unit: VND billion

Issuance plan for 25/11 - 29/11/2024

No	Date	Issuer	Bond code	Type	Tenor (year)	Value (bn)
1	27/11/2024	STV	TD2429012	Additional	5	2,500
2	27/11/2024	STV	TD2434027	Additional	10	5,500
3	27/11/2024	STV	TD2439032	Additional	15	1,000
4	27/11/2024	STV	TD2454046	Additional	30	1,000

Unit: VND billion

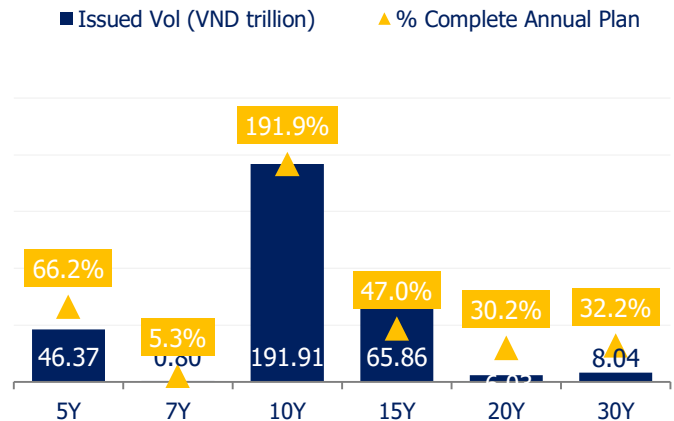
OFFERING AND BIDDING VALUE IN 2024



Source: HNX, Unit: VND billion

*Note: Data consolidated as of 22/11/2024

ISSUING VALUE BY TENOR IN 2024



Source: HNX

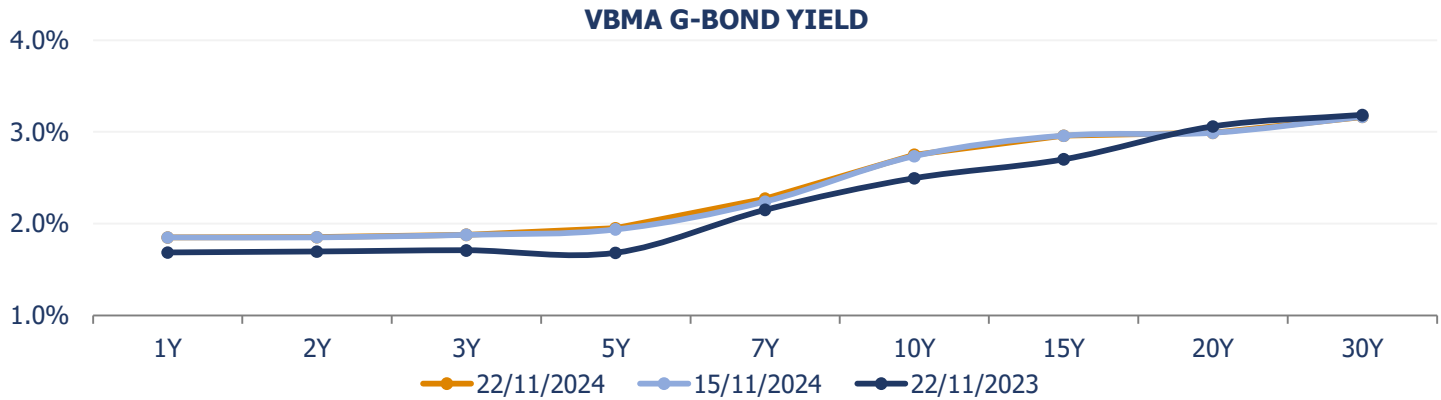
Weekly report

Government bond - Secondary market

Secondary market: In this reporting period, the secondary market's trading value was VND 69,388 billion, of which outright trading value accounted for about 81%. The daily average outright trading volume was VND 11,239 billion (4.8% WoW increase) and the daily average repo trading volume was VND 2,639 billion (58.4% lower).

Foreign investors: During the reporting period, foreign investors net sold VND 456 billion worth of G-Bond. Since the beginning of the year, foreign investors have net bought about VND 669 billion of G-Bond.

Government bond yields (according to VBMA Outright trading room): Government bond yields in VBMA trading room inched higher at key tenors including 5Y, 7Y, and 10Y.

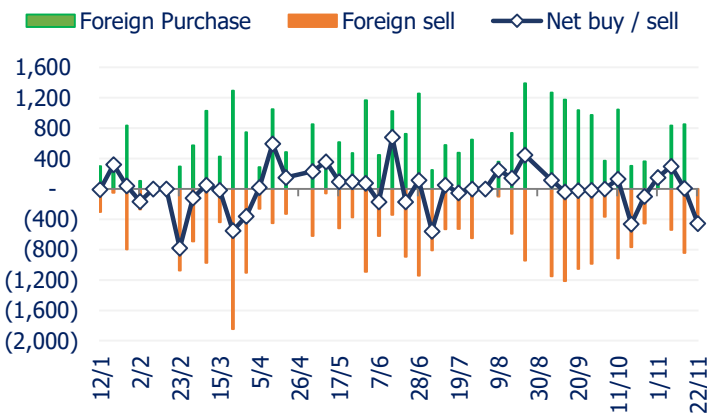


G-Bond yields (according to VBMA Outright trading room):

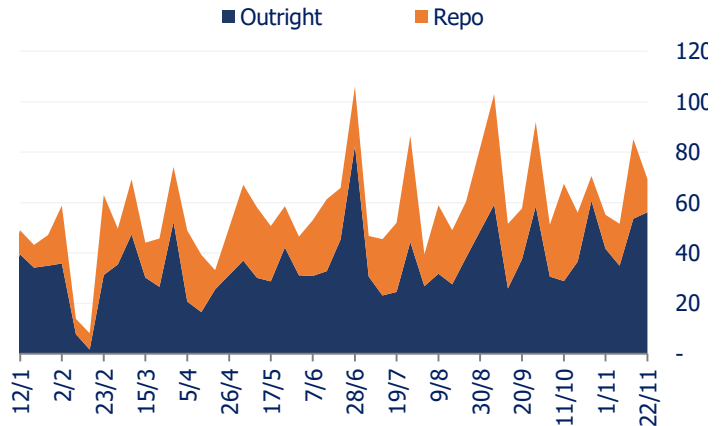
	1Y	2Y	3Y	5Y	7Y	10Y	15Y	20Y	30Y
22/11/2024	1.85%	1.85%	1.88%	1.95%	2.27%	2.75%	2.96%	2.99%	3.16%
15/11/2024	1.85%	1.85%	1.88%	1.94%	2.24%	2.74%	2.96%	2.99%	3.16%
22/11/2023	1.69%	1.70%	1.71%	1.68%	2.15%	2.50%	2.70%	3.06%	3.19%
WoW (bps)	0.00	0.00	0.00	1.32	3.30	1.38	-0.10	0.00	-0.08
YoY (bps)	16.28	15.60	16.95	26.73	12.32	25.42	25.67	-6.83	-2.15

Sources: VBMA Unit: bps

FOREIGN INVESTOR ACTIVITIES IN 2024



OUTRIGHT AND REPO TRADING VOLUME IN 2024



*Note: Data consolidated as of 22/11/2024

Unit: VND billion

Source: HNX

Unit: VND trillion

Source: HNX

Weekly report

Corporate Bond Market

Corporate bonds issued in November 2024:

According to the data consolidated by VBMA from HNX and SSC as of 22/11, there have been 18 corporate bond issuances announced in November, with the total value of VND 13,898 billion.

Year to date, the total value of corporate bonds issuance recorded is VND 364,240 billion. This comprises of 21 public offerings with a value of VND 32,114 billion (accounting for 8.8% of the total issuance value) and 350 private placements with a value of VND 332,126 billion (accounting for 91.2% of the total).

Corporate bonds buybacks in November 2024:

According to data consolidated by VBMA from HNX, businesses redeemed VND 3,556 billion worth of bonds in November 2024. Since the beginning of the year, the total value of bonds redeemed before maturity was VND 168,509 billion, -16.2% YoY. Banking was the leading sector with 72.7% of the total redeemed value (or VND 122,498 billion).

**The data consolidated by VBMA was collected from HNX and SSC by the bond issuing date and might subject to change from time to time based on the information disclosure from HNX and SSC. The corporate bond data is collected as of 22/11/2024. (Details in Appendix 02)*

Corporate bonds maturity:

The total value of corporate bonds about to mature in the remaining of 2024 is VND 50,482 billion. 43.1% of which belongs to the real estate sector with VND 21,737 billion, followed by the banking sector with VND 6,257 billion (12.4% of total value).

Privately-placed corporate bond transaction:

In this reporting period, the average trading value of privately-placed corporate bond was VND 2,842 billion per day (29.8% WoW decrease). Bonds with the highest trading value were issued by HDBank (VND 1,995 billion), Orient Commercial JS Bank (VND 1,221 billion) and LPBank (VND 1,011 billion). Since the beginning of the year, the total trading value of privately-placed bond reached nearly VND 925 trillion.

Corporate bond issuance plan in 2024

THANH THANH CONG TOURIST JSC (VNG)

The Board of Directors of VNG has approved the plan for private bond issuance in the fourth quarter of 2024, with the maximum value of VND 500 billion. These bonds are non-convertible, without warrant, and secured with a face value of VND 100 million/bond. The bonds will have a maturity of 3 years and a 11%/year coupon rate for the first 4 periods.

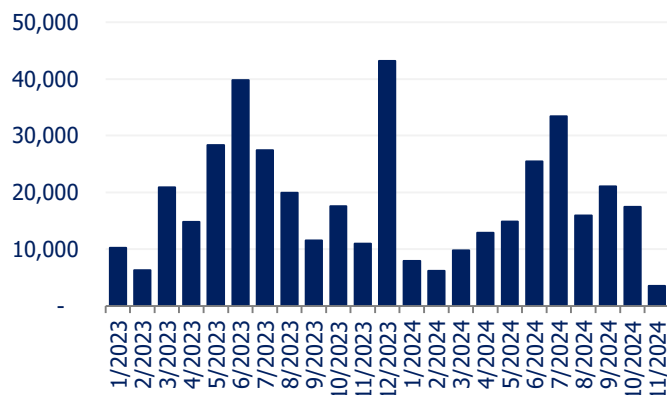
Nam Long Investment Corporation (NLG)

The Board of Directors of NLG has approved the plan for private bonds issuance in the fourth quarter of 2024, with the maximum value of VND 1 trillion. These bonds are non-convertible, without warrant, and secured with a face value of VND 100 million/bond. The bonds will have a maturity of 3 years and a 10.11%/year coupon rate for the first 4 periods

Investment and industrial development JS Corporation (BCM)

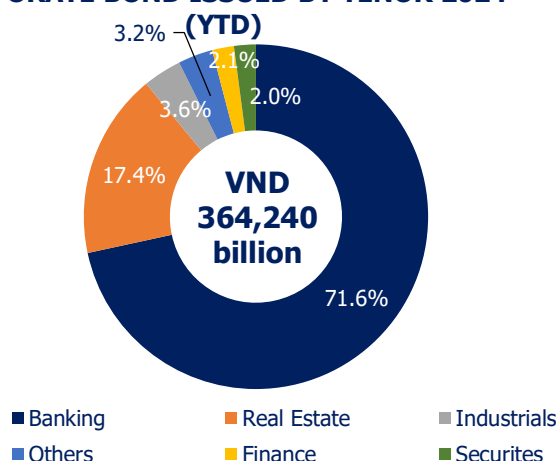
The Board of Directors of BCM has approved the plan for private bond issuance in the last quarter 2024, with the total value of VND 1,080 billion. These bonds are non-convertible, without warrant, and secured with the expected face value of VND 100 million/bond. The bonds will have a maturity of 4 years and a 10.7%/year coupon rate for the first period.

**CORPORATE BOND BUYBACKS VALUE
2023 - 2024**



Unit: VND billion

CORPORATE BOND ISSUED BY TENOR 2024

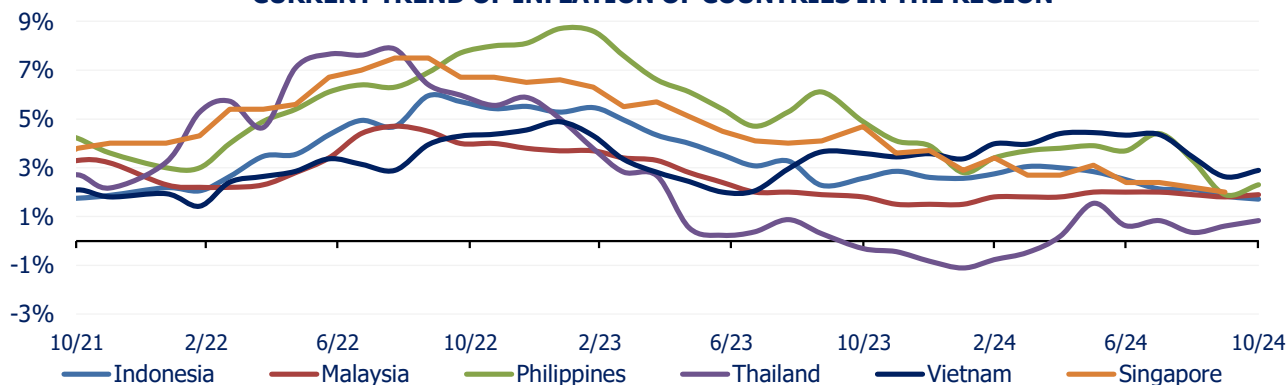


Weekly report

International news

Date	Countries	Currency	Events
26/11/2024	United States	USD	CB Consumer Confidence (Nov)
27/11/2024	United States	USD	Durable Goods Orders (Oct)
27/11/2024	United States	USD	Q3 GDP (1st revision)
27/11/2024	United States	USD	Core PCE Price Index (Oct)
29/11/2024	EU	EUR	CPI (Nov)

CURRENT TREND OF INFLATION OF COUNTRIES IN THE REGION



Source: Trading Economics

Unit: %	China	Japan	Malaysia	Philippines	Thailand	US	Vietnam
T11 2022	2.58	0.08	4.16	6.79	2.43	4.06	4.82
T12 2022	2.68	0.17	3.86	6.45	2.01	3.76	4.78
T1 2023	2.69	0.22	3.67	6.14	1.95	3.64	4.53
T2 2023	2.71	0.20	3.58	5.94	2.11	3.93	3.83
T3 2023	2.70	0.13	3.66	6.04	2.05	3.82	3.62
T4 2023	2.67	0.15	3.57	5.97	2.10	3.54	2.80
T5 2023	2.53	0.11	3.55	5.80	2.19	3.57	2.51
T6 2023	2.44	0.10	3.59	6.00	2.29	3.95	2.23
T7 2023	2.43	0.11	3.64	6.40	2.35	4.14	1.98
T8 2023	2.41	0.21	3.66	6.35	2.45	4.31	1.78
T9 2023	2.48	0.26	3.71	6.32	2.69	4.45	1.77
T10 2023	2.58	0.35	3.86	6.54	2.86	4.77	1.96
T11 2023	2.54	0.36	3.75	6.44	2.71	4.49	2.00
T12 2023	2.51	0.27	3.63	6.03	2.50	4.01	1.76
T1 2024	2.39	0.24	3.60	6.04	2.42	3.93	1.45
T2 2024	2.29	0.33	3.57	6.21	2.29	4.19	1.43
T3 2024	2.22	0.37	3.58	6.16	2.24	4.21	1.62
T4 2024	2.13	0.45	3.73	6.45	2.44	4.56	2.08
T5 2024	2.09	0.55	3.74	6.50	2.52	4.50	2.04
T6 2024	2.03	0.56	3.67	6.36	2.50	4.32	1.99
T7 2024	1.95	0.60	3.62	6.16	2.41	4.16	1.98
T8 2024	1.87	0.48	3.50	6.02	2.30	3.71	1.96
T9 2024	1.76	0.50	3.51	5.89	2.25	3.49	1.94
T10 2024	1.79	0.82	3.57	5.60	2.24	3.91	1.92
T11 2024	1.72	0.67	3.64	5.77	2.21	4.26	1.93

Source: VBMA, ThaiBMA, US Treasury, investing.com

Increase
Decrease

Weekly report

Appendix 1

Government bond auction (18/11 - 22/11/2024)

No	Bond code	Issuer	Tenor (year)	Date	Offer	Bid	Win Value	Rate (%)	Change (bps)
1	TD2429012	STV	5	20/11/2024	2,500	1,300	1,000	1.92	1
2	TD2434027	STV	10	20/11/2024	5,500	3,650	3,000	2.66	0
3	TD2439032	STV	15	20/11/2024	1,500	800	0	-	-
4	TD2454046	STV	30	20/11/2024	500	462	462	3.12	-

Unit: VND billion

Issuance plan for 25/11 - 29/11/2024

No	Date	Issuer	Bond code	Value (bn)	Tenor (year)	Type
1	27/11/2024	STV	TD2429012	2,500	5	Additional
2	27/11/2024	STV	TD2434027	5,500	10	Additional
3	27/11/2024	STV	TD2439032	1,000	15	Additional
4	27/11/2024	STV	TD2454046	1,000	30	Additional

Government Bond Auction Plan for 2024 (VND billion)

No	Tenor	Planned Amount	Issued Amount	% Completed
1	3 years	30,000	0	0.0%
2	5 years	70,000	46,370	66.2%
3	7 years	15,000	795	5.3%
4	10 years	100,000	191,910	191.9%
5	15 years	140,000	65,859	47.0%
6	20 years	20,000	6,030	30.2%
7	30 years	25,000	8,043	32.2%
	Total	400,000	319,007	79.8%

Top 10 most traded bond code of the week

No	Bond code	Trading Val (bn)	Issuing tenor (year)	Remaining tenor (year)	Rate (%)
1	TD1631463	7,055	15	6.5	2.0892 - 2.1001
2	TD2237126	5,002	15	13.0	3 - 3.02
3	TD2151043	3,266	30	26.7	2.21 - 3.3331
4	TD2434026	3,199	10	9.8	2.6584 - 3.6
5	TD2353151	2,490	30	28.2	3.137 - 3.2981
6	TD2434024	2,471	10	9.6	2.6801 - 3.6001
7	TD2434023	2,344	10	9.6	2.7873 - 3.21
8	TD1929177	2,302	10	4.4	1.8779 - 1.8901
9	TD2439032	1,979	15	14.7	1.8894 - 2.9013
10	TD2434025	1,939	10	9.7	2.6991 - 3.6

Weekly report

Appendix 2

Corporate bond issuances during November

ISSUER	SECTOR	VALUE (VNDbn)	BOND CODE	TYPE OF PLACEMENT	INTEREST RATE	ISSUANCE DATE	TENOR (year)
TIEN PHONG COMMERCIAL JOINT STOCK BANK	BANKING	362	TPBL2434023	PRIVATE	12-MONTH DEPOSIT RATE (VCB, BIDV, CTG, AGRB) + 2.2%/YEAR	1/11/2024	10
ASIA COMMERCIAL JOINT STOCK BANK	BANKING	1500	ACBL2426013	PRIVATE	1-6 MONTH DEPOSIT RATE (ACB) + 0.25%/YEAR, AND NOT BELOW 4.75%/YEAR (IF REFERENCE RATE NO LONGER IN CIRCULATION, INTEREST RATE = 5%/YEAR)	4/11/2024	2
BAC A COMMERCIAL JOINT STOCK BANK	BANKING	1000	BABL2427008	PRIVATE	5.2%/YEAR	5/11/2024	3
IPA INVESTMENTS GROUP JOINT STOCK COMPANY	FINANCE	600	IPAH2429004	PRIVATE	9.5%/YEAR	5/11/2024	5
HO CHI MINH CITY DEVELOPMENT JOINT STOCK COMMERCIAL BANK	BANKING	200	HDBL2432020	PRIVATE	REFERENCE RATE + 2.8%/YEAR	6/11/2024	8
ASIA COMMERCIAL JOINT STOCK BANK	BANKING	2000	ACBL2426014	PRIVATE	1-6 MONTH DEPOSIT RATE (ACB) + 0.25%/YEAR, AND NOT BELOW 4.75%/YEAR (IF REFERENCE RATE NO LONGER IN CIRCULATION, INTEREST RATE = 5%/YEAR)	6/11/2024	2
A&A GREEN PHOENIX GROUP JOINT STOCK COMPANY	MATERIALS	200	PKACH2431002	PRIVATE	8.2%/YEAR	8/11/2024	7
VINHOMES JOINT STOCK COMPANY	REAL ESTATE	2000	VHMB2427008	PRIVATE	12%/YEAR	8/11/2024	3
TIEN PHONG COMMERCIAL JOINT STOCK BANK	BANKING	1000	TPBL2427024	PRIVATE	5.3%/YEAR	11/11/2024	3
VIETNAM COMMERCIAL JOINT STOCK EXPORT IMPORT BANK	BANKING	400	EIBL2426002	PRIVATE	5.3%/YEAR	12/11/2024	2
HO CHI MINH CITY DEVELOPMENT JOINT STOCK COMMERCIAL BANK	BANKING	440	HDBL2431021	PRIVATE	REFERENCE RATE + 2.8%/YEAR	13/11/2024	7
FORTUNE VIETNAM JOINT STOCK COMMERCIAL BANK	BANKING	200	LPBL2431008	PRIVATE	12-MONTH DEPOSIT RATE (VCB, BIDV, CTG, AGRB) + 2.9%/YEAR	13/11/2024	7
VIETNAM MARITIME COMMERCIAL JOINT STOCK BANK	BANKING	1000	MSBL2427010	PRIVATE	5.1%/YEAR	14/11/2024	3
TIEN PHONG COMMERCIAL JOINT STOCK BANK	BANKING	50	TPBL2434025	PRIVATE	12-MONTH DEPOSIT RATE (VCB, BIDV, CTG, AGRB) + 1.32%/YEAR	14/11/2024	10
JOINT STOCK COMMERCIAL BANK FOR FOREIGN TRADE OF VIETNAM	BANKING	2000	VCBL2426001	PRIVATE	4.9%/YEAR	14/11/2024	2
HO CHI MINH CITY INFRASTRUCTURE INVESTMENT JOINT STOCK COMPANY	CONSTRUCTION	108	CIH2427004	PRIVATE	FIRST 4 PERIODS = 10%/YEAR, REMAINING PERIODS = 12-MONTH DEPOSIT RATE (VCB, BIDV, CTG, AGRB) + 4.3%/YEAR AND NOT BELOW 10%/YEAR	15/11/2024	3
TIEN PHONG COMMERCIAL JOINT STOCK BANK	BANKING	38.4	TPBL2434026	PRIVATE	12-MONTH DEPOSIT RATE (VCB, BIDV, CTG, AGRB) + 2.2%/YEAR	19/11/2024	10
AN BINH COMMERCIAL JOINT STOCK BANK	BANKING	800	ABBL2427001	PRIVATE	5.5%/YEAR	19/11/2024	3

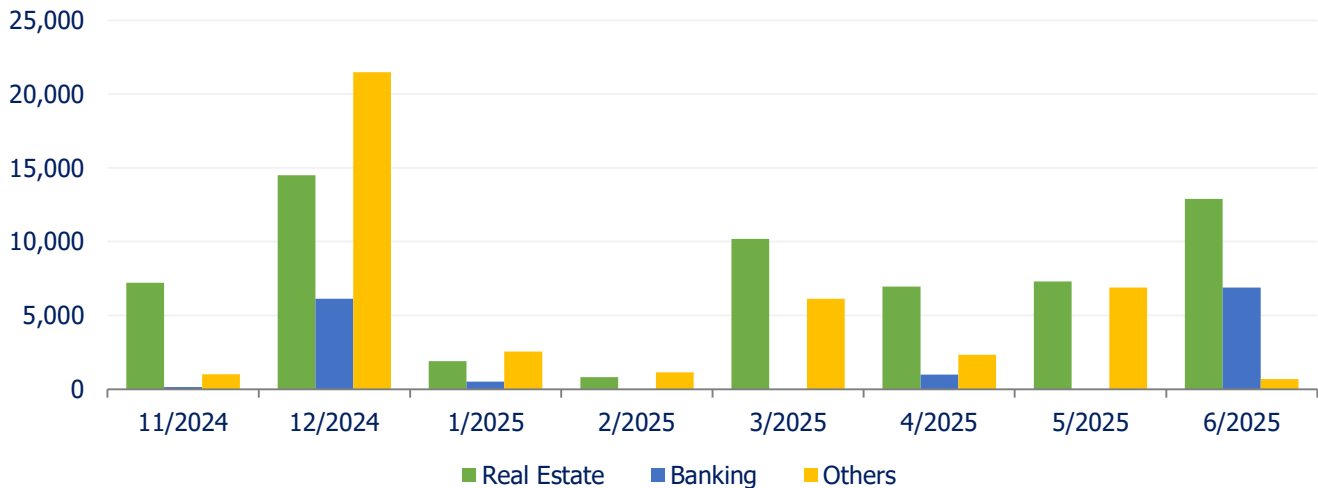
Weekly report

Appendix 3

Corporate bonds matured from 25/11 to 1/12/2024

NO	ISSUER	SECTOR	INITIAL VALUE (VNĐbn)	REMAINING VALUE (VNĐbn)	BOND CODE	ISSUANCE DATE	DUE DATE
1	HAI PHAT INVESTMENT JOINT STOCK COMPANY	REAL ESTATE	250	183	HPXH2124009	25/11/2021	25/11/2024
2	TECHCOM SECURITIES JOINT STOCK COMPANY	SECURITIES	134.1	28.5	TCSCH2124013	25/11/2021	25/11/2024
3	LAN VIET REAL ESTATE COMPANY LIMITED	REAL ESTATE	4100	4100	LVRCB2324001	25/08/2023	25/11/2024
4	JOINT STOCK COMMERCIAL BANK FOR FOREIGN TRADE OF VIETNAM	BANKING	26.4	26.4	VCB_BOND_RL06_2018_12	26/11/2018	26/11/2024
5	DEVELOPMENT INVESTMENT CONSTRUCTION JOINT STOCK COMPANY	REAL ESTATE	1500	439	DIGH2124003	26/11/2021	26/11/2024
6	BAC HA ENERGY JOINT STOCK COMPANY	ENERGY	300	60	BHBCH2124004	26/11/2021	26/11/2024
7	KIEN TRUNG INVESTMENT & CONSTRUCTION JOINT STOCK COMPANY	REAL ESTATE	300	66.9	DLACH2124001	26/11/2021	26/11/2024
8	JOINT STOCK COMMERCIAL BANK FOR FOREIGN TRADE OF VIETNAM	BANKING	50.5	50.5	VCB_BOND_RL06_2018_13	28/11/2018	28/11/2024
9	HUNG THINH LAND JOINT STOCK COMPANY	REAL ESTATE	500	396.8	HTLAND.2020.TV01	20/03/2020	28/11/2024
10	HUNG THINH LAND JOINT STOCK COMPANY	REAL ESTATE	300	297.5	HTL-H2023-005	28/08/2020	28/11/2024
11	HO CHI MINH CITY DEVELOPMENT JOINT STOCK COMMERCIAL BANK	BANKING	1.5	1.5	HDB1924_06	29/11/2019	29/11/2024
12	TECHCOM SECURITIES JOINT STOCK COMPANY	SECURITIES	1.5	1.5	TCSCH2124017	29/12/2021	29/11/2024
13	JOINT STOCK COMMERCIAL BANK FOR FOREIGN TRADE OF VIETNAM	BANKING	55.2	55.2	VCB_BOND_RL06_2018_14	30/11/2018	30/11/2024
14	HUNG THINH LAND JOINT STOCK COMPANY	REAL ESTATE	200	186.9	HTL-H2023-006	31/08/2020	30/11/2024
15	HUNG THINH LAND JOINT STOCK COMPANY	REAL ESTATE	200	187.1	HTL-H2023-007	31/08/2020	30/11/2024
16	HUNG THINH LAND JOINT STOCK COMPANY	REAL ESTATE	200	186.3	HTL-H2023-008	31/08/2020	30/11/2024
17	HUNG THINH LAND JOINT STOCK COMPANY	REAL ESTATE	200	186.3	HTL-H2023-009	31/08/2020	30/11/2024
18	CRYSTAL BAY JOINT STOCK COMPANY	CONSUMER SERVICES	450	421	CBGCB2124001	05/11/2021	30/11/2024
19	SUN PHU QUOC LIMITED LIABILITY COMPANY	REAL ESTATE	1000	1000	POSCB2124001	30/11/2021	30/11/2024
20	NGOC THIEN LIMITED COMPANY	MATERIALS	500	500	NTCCH2124001	30/11/2021	30/11/2024
21	VIETJET AVIATION JOINT STOCK COMPANY	INDUSTRIAL	1000	1000	VJCH2124006	01/12/2021	01/12/2024

CORPORATE BONDS TO MATURE IN 2024 and 1H2025



Weekly report

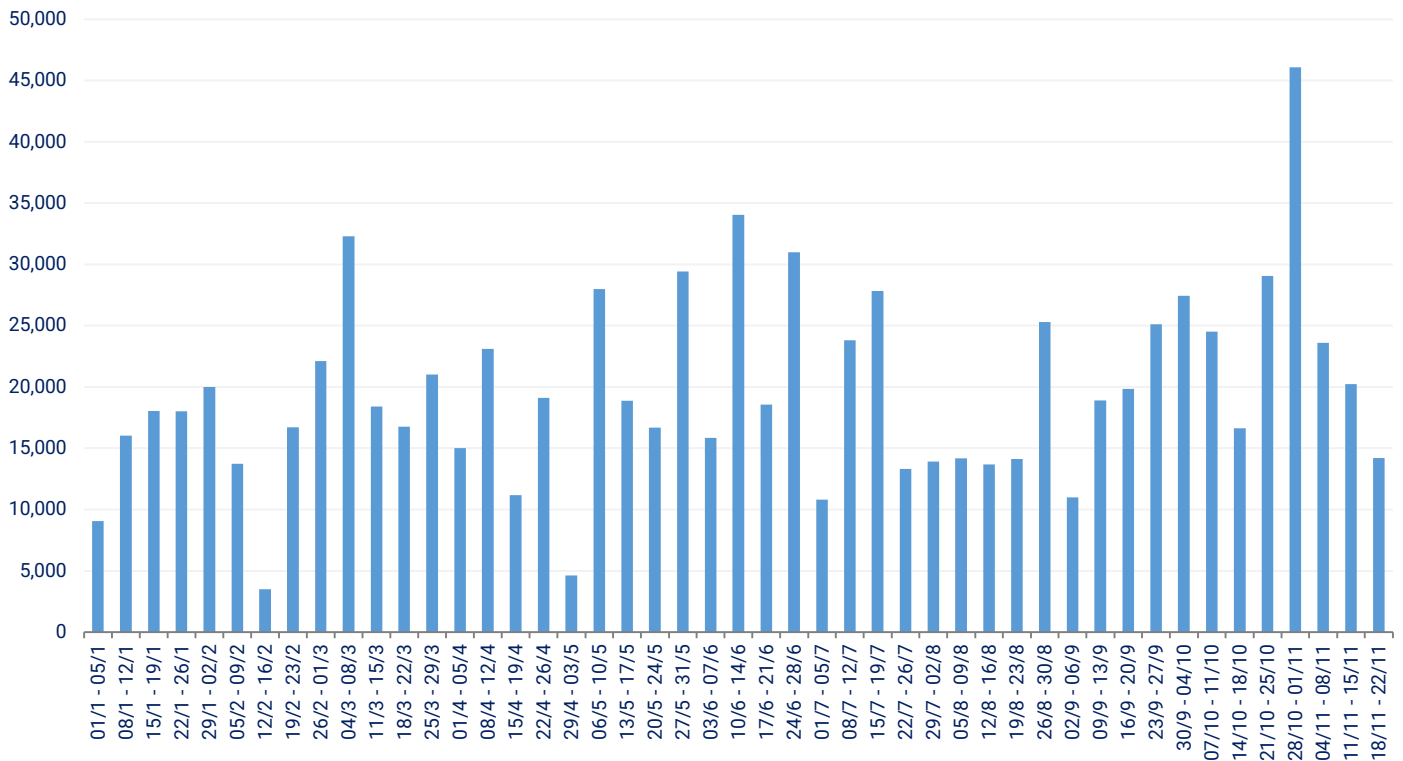
Appendix 4

Abnormal disclosure regarding corporate bonds from 18/11 to 22/11/2024

No	Date	Issuer	Bond Code	Type of news	Details
1	20/11/2024	TNR HOLDINGS VIET NAM REAL ESTATE INVESTMENT DEVELOPMENT JOINT STOCK COMPANY	TNR.BOND.11.2019.28, TNR.BOND.11.2019.34	Changes in bond terms and conditions	Extension of Maturity Date by 24 months with new coupon rate = 9.1%/year
2	20/11/2024	CHUONG DUONG CORPORATION	CDCH2124001	Changes in bond terms and conditions	Extension of Maturity Date by 24 months
3	20/11/2024	CRYSTAL BAY JOINT STOCK COMPANY	CBGCB2124001	Changes in bond terms and conditions	New maturity date: 30/11/2024

Daily trading value of privately-placed corporate bond

Weekly trading value of privately-placed corporate bond in 2024 (VND billion)



* Data consolidated from HNX, as of 22/11/2024

Weekly report

Appendix 5

List of Abbreviations

No	Abbreviation	Meaning
1	avg	average
2	bn	billion
3	bps	basis points
4	CPI	Consumer Price Index
5	EU	European
6	FED	Federal Reserves System
7	FOMC	Federal Open Market Committee
8	G-bonds	Government bonds
9	HNX	Hanoi Stock Exchange
10	JSC	Joint Stock Company
11	LHS	Left hand side
12	MoM	Month over month
13	OMO	Open market operation
14	PPI	Producer Price Index
15	RHS	Right hand side
16	SBV	State Bank of Vietnam
17	SSC	State Securities Commission of Vietnam
18	STV	the State Treasury of Vietnam
19	VBMA	Vietnam Bond Market Association
20	vol	volume
21	WoW	week over week
22	YTD	Year to date



Thank you for reading VBMA's Weekly Bond Market Report.
For more information, please contact:

VIETNAM BOND MARKET ASSOCIATION

17th floor, Gelex Tower, 52 Le Dai Hanh Str., Hai Ba Trung
District, Hanoi

Tel: (84) 24 3974 8781

Fax: (84) 4 3974 8782

Website: <http://www.vbma.org.vn/>

DISCLAIMERS:

The information and opinions in this report are those of Vietnam Bond Market Association (VBMA) research activity. VBMA does not make any representation or warranty, express or imply, as to the fairness, accuracy, or completeness. VBMA accepts no liability whatsoever for any loss arising from use of this report or its contents. This report is being supplied solely for informational purposes and may not be reproduced, distributed or published by recipient for any purpose.