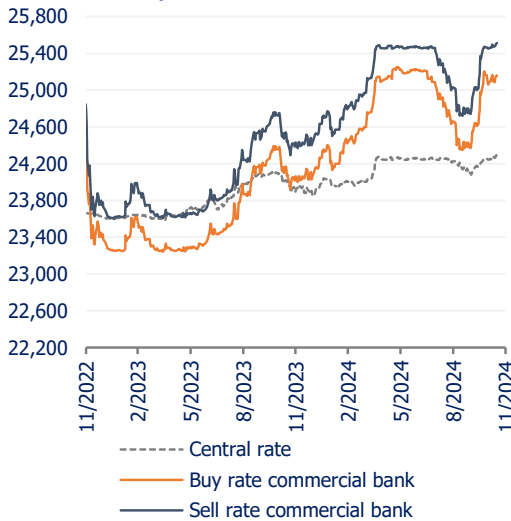


## USD/VND EXCHANGE RATE



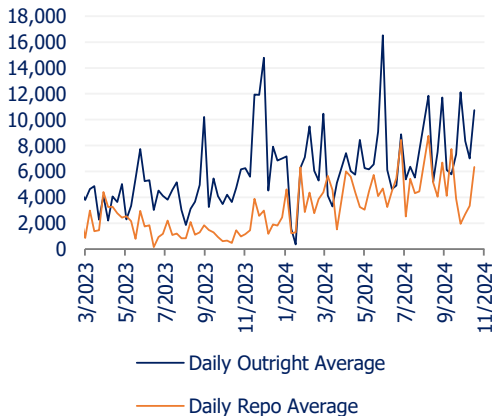
## MONEY MARKET

Comparing to the latest report, VND interbank interest rates went up in all tenors. Specifically, ON and 1W interest rates increased to 5.83% (+129 bps) and 5.79% (+119 bps), respectively. Additionally, 6-month and 9-month interest rate also rose respectively by 57 bps and 70 bps, equivalent to 5.99% and 5.7%. The gap between USD and VND interest rates on average narrowed down by 140 bps at overnight and 1 week terms. Total trading volume in the reporting period was around VND 1,852 trillion, 97.6% of which were ON and 1W tenors.

## FOREIGN EXCHANGE MARKET

At the end of the reporting period, the central rate increased by 20 VND/USD compared to the previous week, trading at 24,298 VND/USD. Additionally, the buying rates at Vietcombank rose by 60 VND/USD to 25,190 while the selling rates went up by 42 VND/USD to 25,512 VND/USD.

## AVERAGE TRADING VALUE OF OUTRIGHT AND REPO



Unit: VND billion

## GOVERNMENT BOND - PRIMARY MARKET

On November 13th, the State Treasury called for bidding a total of VND 11,000 billion of G-bonds. None of the 15-year and 30-year bonds were sold and the winning rates of 5-year and 10-year bonds were 40% and 83%, respectively. Year to date, the State Treasury issued approximately VND 314,545 billion of Government bonds across various tenors from 5 to 30 years, completing about 78.6% of the 2024 plan of VND 400,000 billion. Next week, the State Treasury will call for auction a total of VND 10,000 billion of G-bonds at 4 tenors (5, 10, 15 and 30 years).

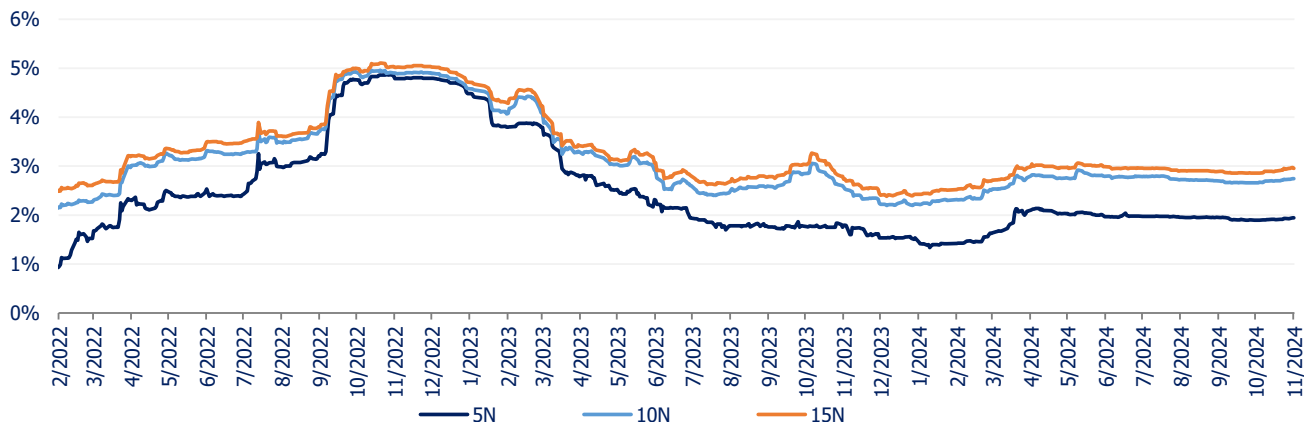
## GOVERNMENT BOND - SECONDARY MARKET

The secondary market's trading value was VND 85,341 billion. The average outright trading value increased by 53.3%WoW, while the average repo trading value rose by 90.2%. During the reporting period, foreign investors have net bought about VND 8 billion of G-bond. G-bond yields in VBMA trading room slightly increased at key tenors including 7Y, 10Y, and 15Y.

## CORPORATE BOND MARKET

According to the data consolidated by VBMA from HNX and SSC as of November 15, 2024, there have been 9 corporate bonds issuances announced in November, with the total value of VND 7,302 billion.

## GOVERNMENT BOND YIELD - VBMA



# Weekly report

## Money market

**Open market operations:** During the reporting period, the central bank issued 28-day SBV-bills through 4 trading days with a total value of VND 2,550 billion, the winning interest rate remained at 4%. At the same time, the SBV pumped about VND 100,000 billion on all trading days into the market via the open market operation (OMO) with an interest rate of 4%/year at 7-day term.

While about VND 23.5 trillion of SBV-bills matured and injected into the system, over VND 90 trillion of expired reverse repo was with drawn. Accordingly, the SBV net injected about VND 30.9 trillion, the outstanding value of SBV-bills and OMO reached approximately VND 55.7 trillion and VND 100 trillion.

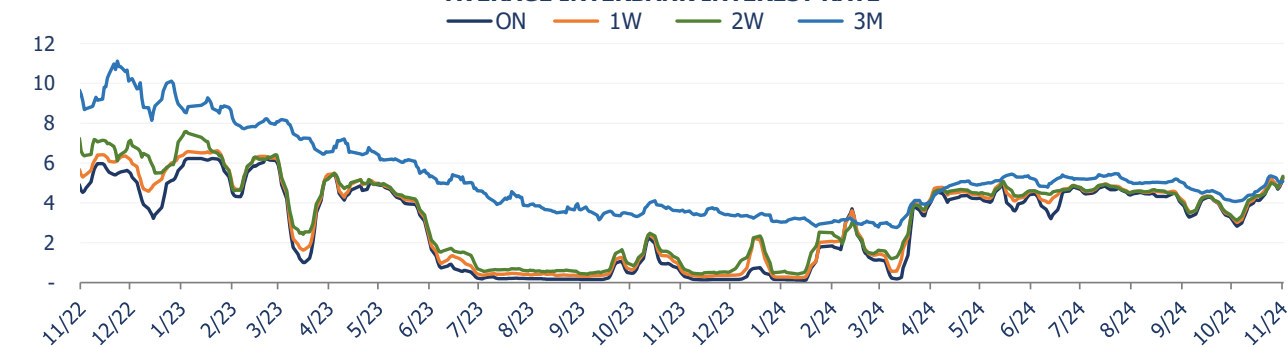
**Interbank interest rate:** Comparing to the latest report, VND interbank interest rates went up in all tenors. Specifically, ON and 1W interest rates increased to 5.83% (+129 bps) and 5.79% (+119 bps), respectively. Additionally, 6-month and 9-month interest rate also rose respectively by 57 bps and 70 bps, equivalent to 5.99% and 5.7%. The gap between USD and VND interest rates on average narrowed down by 140 bps at overnight and 1 week terms.

**Trading volume:** The total trading volume in the interbank market was around VND 1,852 trillion (+7.4% WoW). ON and 1W tenors had the largest trading volume, with VND 1,723 trillion and 84 trillion, respectively. These two tenors together accounted for 97.6% of the overall trading volume.

### INTERBANK INTEREST RATES

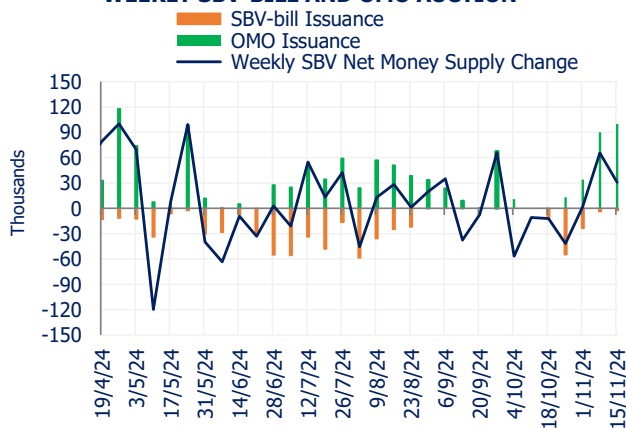
Unit: %	Avg last week	15/11/2024	8/11/2024	%WoW	%MoM
ON	5.24	5.83	4.54	129	292
1W	5.29	5.79	4.60	119	269
2W	5.33	5.76	4.70	106	254
1M	5.05	5.39	4.66	73	216
3M	5.08	5.16	4.93	23	109
6M	5.60	5.99	5.42	57	84
9M	5.42	5.70	5.00	70	2

#### AVERAGE INTERBANK INTEREST RATE



Source: SBV

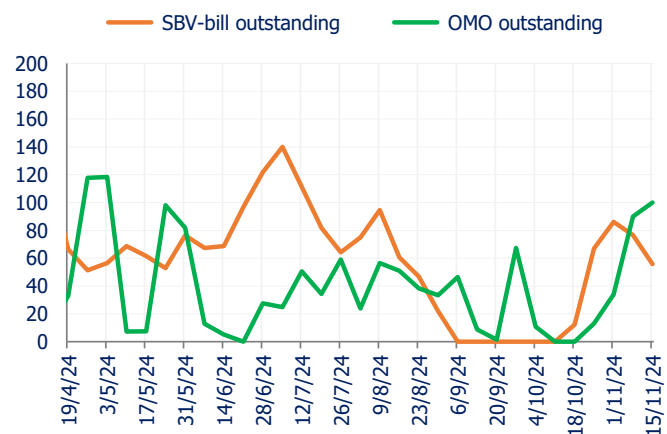
#### WEEKLY SBV-BILL AND OMO AUCTION



Unit: VND Trillion

Source: SBV

#### SBV-BILL & OMO OUTSTANDING



# Weekly report

## Foreign exchange market

**USD/VND Exchange rate:** At the end of the reporting period, the central rate increased by 20 VND/USD compared to the previous week, trading at 24,298 VND/USD. Additionally, the buying rates at Vietcombank rose by 60 VND/USD to 25,190 while the selling rates went up by 42 VND/USD to 25,512 VND/USD.

**Foreign currency market:** At an economic event on Thursday, Fed Chair Jerome Powell stated that the U.S. economy has been performing quite well recently, allowing the Fed to avoid speeding up the interest rate cuts. Following this statement, the market reduced its expectations for a rate cut by the Fed in December to below 60%, down from 80% last month, according to the CME Fed Watch on November 19.

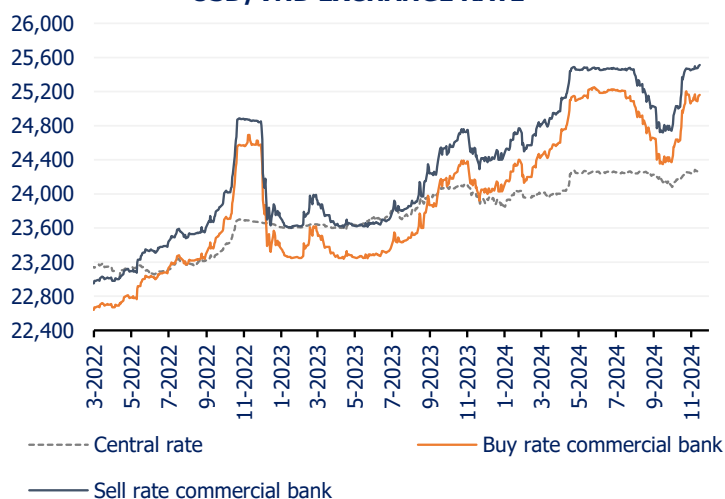
Inflation in the U.S. remained stable, with the core Consumer Price Index (CPI) for October maintaining a 0.3% increase for the third consecutive month, in line with forecasts. Meanwhile, the Producer Price Index (PPI) for October rose 2.4% YoY, higher than the 1.9% increase in September.

The U.S. labor market remained strong, as initial jobless claims for the week of November 4-9 fell to their lowest level since May. In addition, consumer spending in the U.S. continued to show improvement, with October retail sales surpassing estimates, and September retail sales being revised upward by 0.8% compared to previously reported figures. The EUR, CNY, and GBP all fell against the USD, losing about 1.07%, 0.8%, and 0.04%, respectively.

The DXY index surged to 106.69 points (+1.61% WoW), reaching its highest level in over a year. The value of the EUR, CNY, and GBP all declined against the USD, losing approximately 1.65%, 0.73%, and 2.35%, respectively.

In the upcoming week, several U.S. economic data will be released, including October's existing home sales, October's services PMI, and initial jobless claims.

**USD/VND EXCHANGE RATE**



**CENTRAL RATE**

Date	Exchange rate	% Change
4/11/2024	24,253	
5/11/2024	24,248	▼ -0.021%
6/11/2024	24,258	▲ 0.041%
7/11/2024	24,283	▲ 0.103%
8/11/2024	24,278	▼ -0.021%
11/11/2024	24,263	▼ -0.062%
12/11/2024	24,267	▲ 0.016%
13/11/2024	24,288	▲ 0.087%
14/11/2024	24,290	▲ 0.008%
15/11/2024	24,298	▲ 0.033%

Source: SBV

## MAJOR EXCHANGE RATES

Major exchange rates	15/11/2024	8/11/2024	%WoW	%YTD
USD/VND	25,380	25,260	0.48%	4.34%
EUR/USD	1.054	1.072	-1.65%	-3.71%
USD/CNY	7.231	7.179	0.73%	1.24%
USD/JPY	154.340	152.630	1.12%	8.71%
GBP/USD	1.262	1.292	-2.35%	0.02%
USD index	106.690	105.000	1.61%	4.39%

Source: investing.com

# Weekly report

## Government bond - Primary market

**Government bond:** On November 13th, 2024, the State Treasury called for bidding a total of VND 11,000 billion on Government bonds, including 5-year (VND 3,000 billion), 10-year (VND 6,000 billion), 15-year (VND 1,500 billion) and 30-year bonds (VND 500 billion). None of the 15-year and 30-year bonds were sold and the winning rates of 5-year and 10-year bonds were 40% and 83%, respectively.

In addition, while winning interest rate for 5-year tenor increased by 1 bps, 10-year tenors winning interest rate remained unchanged, equivalent to 2.66%.

Year to date, the State Treasury issued approximately VND 314,545 billion of Government bonds across various tenors from 5 to 30 years, completing about 78.6% of the 2024 plan of VND 400,000 billion.

The winning value of 10-year and 15-year bonds are the largest with VND 188,910 and VND 65,859 billion issued, respectively, accounting for about 81% of the total value since the beginning of 2024. 5-year bonds come in third with VND 45,370 billion.

So far in the fourth quarter, VND 42,874 billion of Government bonds was issued, equivalent to 33.5% of the Q4 plan.

**Issuance plan for 18/11 - 22/11/2024:** Next week, the State Treasury will call for auction VND 10,000 billion of G-bonds, including VND 2,500 billion for tenor 5-year, VND 5,500 billion for tenor 10-year, VND 1,500 billion for tenor 15-year and VND 500 billion for tenor 30-year.

### Government bond auction (11/11 - 15/11/2024)

No	Date	Issuer	Bond code	Tenor (year)	Offer	Bid	Win Value	Rate (%)	Change (bps)
1	13/11/2024	STV	TD2429012	5	3,000	1,500	1,200	1.91	1
2	13/11/2024	STV	TD2434027	10	6,000	7,150	5,000	2.66	0
3	13/11/2024	STV	TD2439032	15	1,500	500	0	-	-
4	13/11/2024	STV	TD2454046	30	500	0	0	-	-

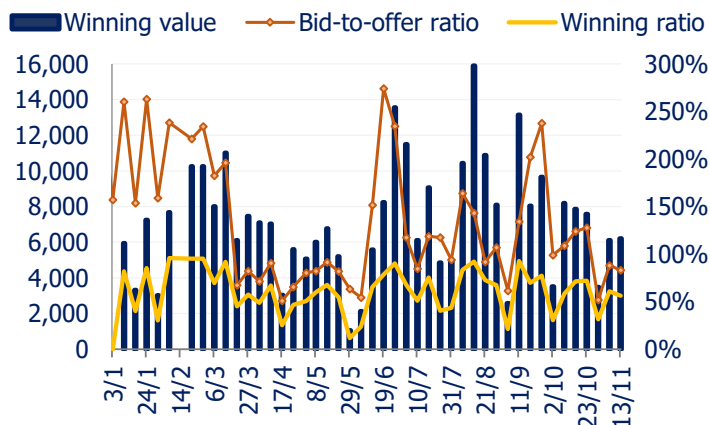
Unit: VND billion

### Government bond auction plan (18/11 - 22/11/2024)

No	Date	Issuer	Bond code	Type	Tenor (year)	Value (bn)
1	20/11/2024	STV	TD2429012	Additional	5	2,500
2	20/11/2024	STV	TD2434027	Additional	10	5,500
3	20/11/2024	STV	TD2439032	Additional	15	1,500
4	20/11/2024	STV	TD2454046	Additional	30	500

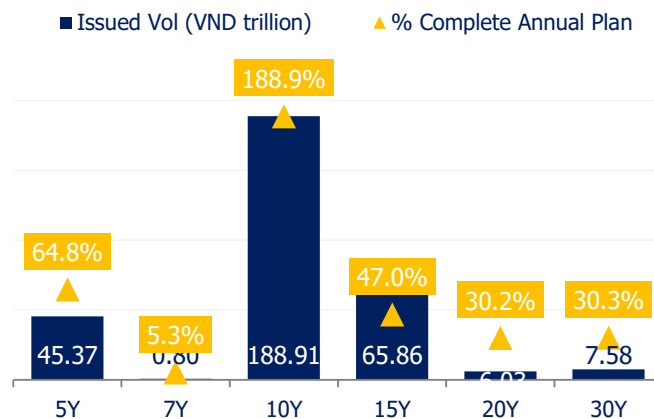
Unit: VND billion

### OFFERING AND BIDDING VALUE IN 2024



Source: HNX, Unit: VND billion

### ISSUING VALUE BY TENOR IN 2024



Source: HNX

\*Note: Data consolidated as of 15/11/2024

# Weekly report

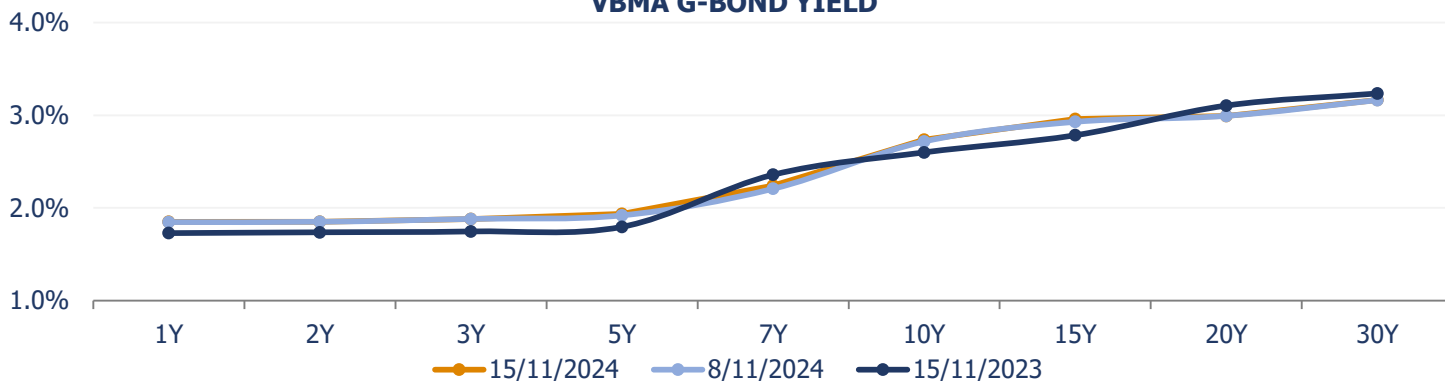
## Government bond - Secondary market

**Secondary market:** In this reporting period, the secondary market's trading value was VND 85,341 billion, of which outright trading value accounted for about 62.9%. The daily average outright trading volume was VND 10,729 billion (53.3% WoW increase) and the daily average repo trading volume was VND 6,339 billion (90.2% higher).

**Foreign investors:** During the reporting period, foreign investors net bought VND 8 billion worth of G-Bond. Since the beginning of the year, foreign investors have net bought about VND 1,124 billion of G-Bond.

**Government bond yields (according to VBMA Outright trading room):** Government bond yields in VBMA trading room inched higher at key tenors including 5Y, 7Y, 10Y, and 15Y.

VBMA G-BOND YIELD



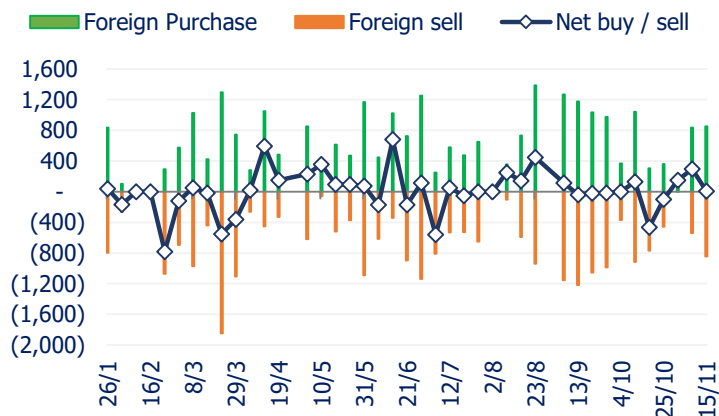
### G-Bond yields (according to VBMA Outright trading room):

	1Y	2Y	3Y	5Y	7Y	10Y	15Y	20Y	30Y
15/11/2024	1.85%	1.85%	1.88%	1.94%	2.24%	2.74%	2.96%	2.99%	3.16%
8/11/2024	1.85%	1.85%	1.88%	1.92%	2.21%	2.72%	2.93%	2.99%	3.16%
15/11/2023	1.73%	1.74%	1.75%	1.80%	2.36%	2.60%	2.78%	3.10%	3.24%
WoW (bps)	0.24	0.16	-0.28	1.68	3.36	1.94	3.02	-0.16	0.16
YoY (bps)	12.15	11.45	13.25	14.08	-11.78	13.71	17.52	-11.25	-7.07

Sources: VBMA

Unit: bps

### FOREIGN INVESTOR ACTIVITIES IN 2024

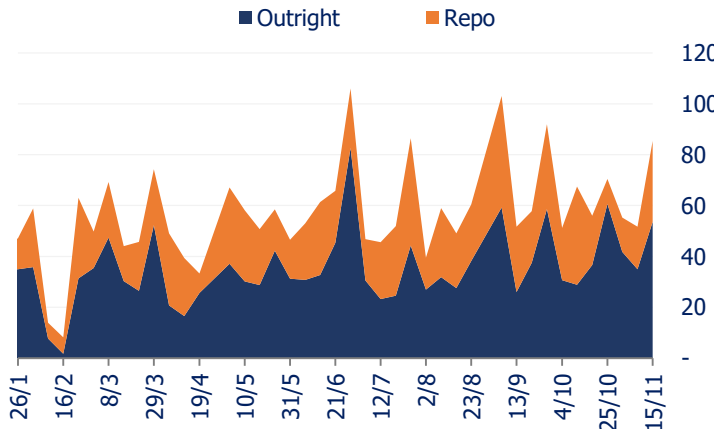


\*Note: Data consolidated as of 15/11/2024

Unit: VND billion

Source: HNX

### OUTRIGHT AND REPO TRADING VOLUME IN 2024



Unit: VND trillion

Source: HNX

# Weekly report

## Corporate Bond Market

### Corporate bonds issued in November 2024:

According to the data consolidated by VBMA from HNX and SSC as of 15/11, there have been 9 corporate bond issuances announced in November, with the total value of VND 7,302 billion.

Year to date, the total value of corporate bonds issuance recorded is VND 355,646 billion. This comprises of 21 public offerings with a value of VND 32,114 billion (accounting for 9% of the total issuance value) and 340 private placements with a value of VND 323,532 billion (accounting for 91% of the total).

### Corporate bonds buybacks in November 2024:

According to data consolidated by VBMA from HNX, businesses redeemed VND 1,239 billion worth of bonds in November 2024. Since the beginning of the year, the total value of bonds redeemed before maturity was VND 165,552 billion, -17% YoY. Banking was the leading sector with 72.9% of the total redeemed value (or VND 120,659 billion).

*\*The data consolidated by VBMA was collected from HNX and SSC by the bond issuing date and might subject to change from time to time based on the information disclosure from HNX and SSC. The corporate bond data is collected as of 15/11/2024. (Details in Appendix 02)*

### Corporate bonds maturity:

The total value of corporate bonds about to mature in the remaining of 2024 is VND 52,784 billion. 42.3% of which belongs to the real estate sector with VND 22,351 billion, followed by the banking sector with VND 6,408 billion (12.1% of total value).

### Privately-placed corporate bond transaction:

In this reporting period, the average trading value of privately-placed corporate bond was VND 4,046 billion per day (14.3% WoW decrease). Bonds with the highest trading value were issued by VinFast trading and production JSC (VND 2,219 billion), Vinam land JSC (VND 1,982 billion) and Asia Commercial JS Bank (VND 1,721 billion). Since the beginning of the year, the total trading value of privately-placed bond reached nearly VND 910 trillion.

### Corporate bond issuance plan in 2024

#### Investment and industrial development JS Corporation (BCM)

The Board of Directors of BCM has approved the plan for private bond issuance in the last quarter 2024, with the total value of VND 1,080 billion. These bonds are non-convertible, without warrant, and secured with the expected face value of VND 100 trillion/bond. Bonds will have a maturity of 4 years and the 10.7%/year coupon rate for the first period.

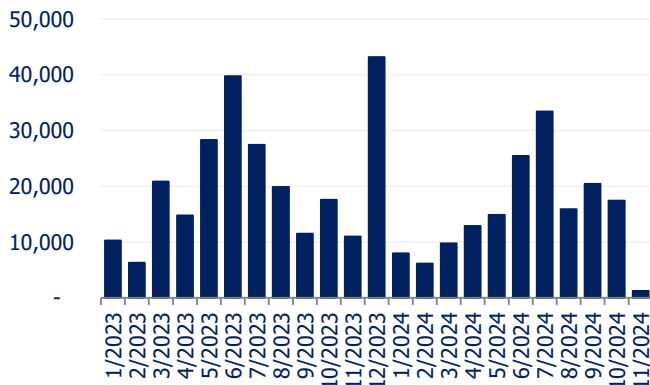
#### Vietnam Commercial Joint Stock Export Import Bank (Eximbank)

The Board of Directors of Eximbank has approved the plan for the second private bond issuance in the last quarter of 2024, with the maximum value of VND 2 trillion. These bonds are non-convertible, without warrant, and unsecured. They will have a maturity of 5 years and a maximum fixed coupon rate of 6.4%/year.

#### Orient Commercial Joint Stock bank (OCB)

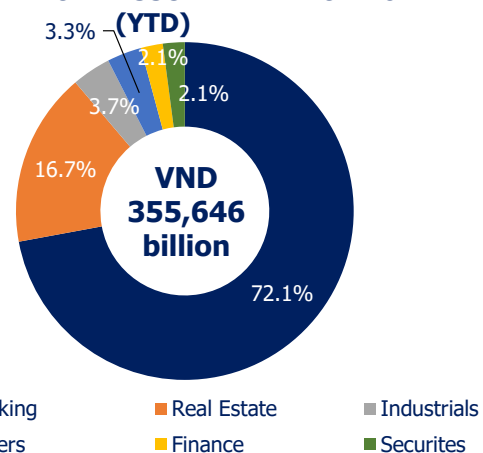
The Board of Directors of OCB has approved the plan for 13 private bonds issuance starting from the fourth quarter of 2024, with the maximum value of VND 13.2 trillion. These bonds are non-convertible, without warrant, and unsecured with a face value of 1 billion/bond and a minimum term of 1 year.

**CORPORATE BOND BUYBACKS VALUE  
2023 - 2024**



Unit: VND billion

**CORPORATE BOND ISSUED BY TENOR 2024**



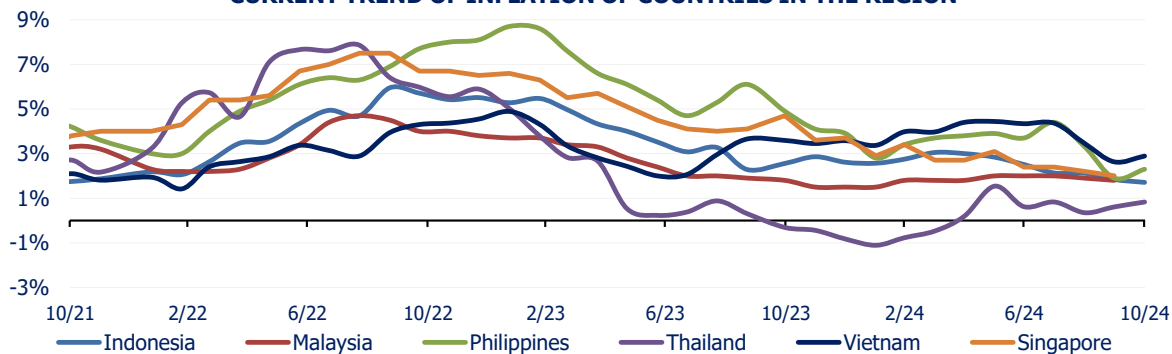
Unit: VND billion

# Weekly report

## International news

Date	Countries	Currency	Events
19/11/2024	EU	EUR	CPI (Oct)
20/11/2024	United Kingdom	GBP	CPI (Oct)
20/11/2024	United States	USD	Crude Oil Inventories
21/11/2024	United States	USD	Initial Jobless Claims
21/11/2024	United States	USD	Existing Home Sales (Oct)
21/11/2024	United States	USD	S&P Global Services PMI

### CURRENT TREND OF INFLATION OF COUNTRIES IN THE REGION



Source: Trading Economics

Unit: %	China	Japan	Malaysia	Philippines	Thailand	US	Vietnam
T7 2022	2.56	0.01	3.59	5.02	2.08	2.50	1.92
T8 2022	2.44	-0.01	3.75	5.43	2.03	3.05	3.05
T9 2022	2.44	0.05	3.95	6.21	2.38	3.74	3.58
T10 2022	2.48	0.08	4.21	6.50	2.69	4.18	4.73
T11 2022	2.58	0.08	4.16	6.79	2.43	4.06	4.82
T12 2022	2.68	0.17	3.86	6.45	2.01	3.76	4.78
T1 2023	2.69	0.22	3.67	6.14	1.95	3.64	4.53
T2 2023	2.71	0.20	3.58	5.94	2.11	3.93	3.83
T3 2023	2.70	0.13	3.66	6.04	2.05	3.82	3.62
T4 2023	2.67	0.15	3.57	5.97	2.10	3.54	2.80
T5 2023	2.53	0.11	3.55	5.80	2.19	3.57	2.51
T6 2023	2.44	0.10	3.59	6.00	2.29	3.95	2.23
T7 2023	2.43	0.11	3.64	6.40	2.35	4.14	1.98
T8 2023	2.41	0.21	3.66	6.35	2.45	4.31	1.78
T9 2023	2.48	0.26	3.71	6.32	2.69	4.45	1.77
T10 2023	2.58	0.35	3.86	6.54	2.86	4.77	1.96
T11 2023	2.54	0.36	3.75	6.44	2.71	4.49	2.00
T12 2023	2.51	0.27	3.63	6.03	2.50	4.01	1.76
T1 2024	2.39	0.24	3.60	6.04	2.42	3.93	1.45
T2 2024	2.29	0.33	3.57	6.21	2.29	4.19	1.43
T3 2024	2.22	0.37	3.58	6.16	2.24	4.21	1.62
T4 2024	2.13	0.45	3.73	6.45	2.44	4.56	2.08
T5 2024	2.09	0.55	3.74	6.50	2.52	4.50	2.04
T6 2024	2.03	0.56	3.67	6.36	2.50	4.32	1.99
T7 2024	1.95	0.60	3.62	6.16	2.41	4.16	1.98
T8 2024	1.87	0.48	3.50	6.02	2.30	3.71	1.96
T9 2024	1.76	0.50	3.51	5.89	2.25	3.49	1.94
T10 2024	1.79	0.82	3.57	5.60	2.24	3.91	1.92
T11 2024	1.74	0.64	3.65	5.73	2.22	4.24	1.98

Source: VBMA, ThaiBMA, US Treasury, investing.com

Increase

Decrease

# Weekly report

## Appendix 1

### Government bond auction (11/11 - 15/11/2024)

No	Bond code	Issuer	Tenor (year)	Date	Offer	Bid	Win Value	Rate (%)	Change (bps)
1	TD2429012	STV	5	13/11/2024	3,000	1,500	1,200	1.91	1
2	TD2434027	STV	10	13/11/2024	6,000	7,150	5,000	2.66	0
3	TD2439032	STV	15	13/11/2024	1,500	500	0	-	-
4	TD2454046	STV	30	13/11/2024	500	0	0	-	-

Unit: VND billion

### Government bond auction plan (18/11 - 22/11/2024)

No	Date	Issuer	Bond code	Value (bn)	Tenor (year)	Type
1	20/11/2024	STV	TD2429012	2,500	5	Additional
2	20/11/2024	STV	TD2434027	5,500	10	Additional
3	20/11/2024	STV	TD2439032	1,500	15	Additional
4	20/11/2024	STV	TD2454046	500	30	Additional

### Government Bond Auction Plan for 2024 (VND billion)

No	Tenor	Planned Amount	Issued Amount	% Completed
1	3 years	30,000	0	0.0%
2	5 years	70,000	45,370	64.8%
3	7 years	15,000	795	5.3%
4	10 years	100,000	188,910	188.9%
5	15 years	140,000	65,859	47.0%
6	20 years	20,000	6,030	30.2%
7	30 years	25,000	7,581	30.3%
	<b>Total</b>	<b>400,000</b>	<b>314,545</b>	<b>78.6%</b>

### Top 10 most traded bond code of the week

No	Bond code	Trading Val (bn)	Issuing tenor (year)	Remaining tenor (year)	Rate (%)
1	TD1929177	6,394	10	4.5	1.8717 - 1.8901
2	TD2151043	5,305	30	26.8	2.5075 - 3.9425
3	TD1939201	3,637	20	14.8	2.8466 - 2.85
4	TD2434026	3,536	10	9.9	2.66 - 2.78
5	BVDB17271	2,286	10	3.1	2.5644 - 2.5802
6	TD2434025	2,114	10	9.7	2.66 - 2.735
7	TD2439032	2,067	15	14.8	2.8456 - 2.9006
8	TD2353151	1,979	30	28.3	3.2967 - 3.2986
9	TD2434023	1,773	10	9.6	2.66 - 3.2
10	TD2434022	1,612	10	9.6	2.6601 - 3.12

# Weekly report

## Appendix 2

### Corporate bond issuances during November

ISSUER	SECTOR	VALUE (VNDbn)	BOND CODE	TYPE OF PLACEMENT	INTEREST RATE	ISSUANCE DATE	TENOR (year)
TIEN PHONG COMMERCIAL JOINT STOCK BANK	BANKING	362	TPBL2434023	PRIVATE	12-MONTH DEPOSIT RATE (VCB, BIDV, CTG, AGRB) + 2.2%/YEAR	1/11/2024	10
ASIA COMMERCIAL JOINT STOCK BANK	BANKING	1500	ACBL2426013	PRIVATE	1-6 MONTH DEPOSIT RATE (ACB) + 0.25%/YEAR, AND NOT BELOW 4.75%/YEAR (IF REFERENCE RATE NO LONGER IN CIRCULATION, INTEREST RATE = 5%/YEAR)	4/11/2024	2
BAC A COMMERCIAL JOINT STOCK BANK	BANKING	1000	BABL2427008	PRIVATE	5.2%/YEAR	5/11/2024	3
IPA INVESTMENTS GROUP JOINT STOCK COMPANY	FINANCE	600	IPAH2429004	PRIVATE	9.5%/YEAR	5/11/2024	5
HO CHI MINH CITY DEVELOPMENT JOINT STOCK COMMERCIAL BANK	BANKING	200	HDBL2432020	PRIVATE	REFERENCE RATE + 2.8%/YEAR	6/11/2024	8
ASIA COMMERCIAL JOINT STOCK BANK	BANKING	2000	ACBL2426014	PRIVATE	1-6 MONTH DEPOSIT RATE (ACB) + 0.25%/YEAR, AND NOT BELOW 4.75%/YEAR (IF REFERENCE RATE NO LONGER IN CIRCULATION, INTEREST RATE = 5%/YEAR)	6/11/2024	2
A&A GREEN PHOENIX GROUP JOINT STOCK COMPANY	MATERIALS	200	PKACH2431002	PRIVATE	8.2%/YEAR	8/11/2024	7
TIEN PHONG COMMERCIAL JOINT STOCK BANK	BANKING	1000	TPBL2427024	PRIVATE	5.3%/YEAR	11/11/2024	3
HO CHI MINH CITY DEVELOPMENT JOINT STOCK COMMERCIAL BANK	BANKING	440	HDBL2431021	PRIVATE	REFERENCE RATE + 2.8%/YEAR	13/11/2024	7

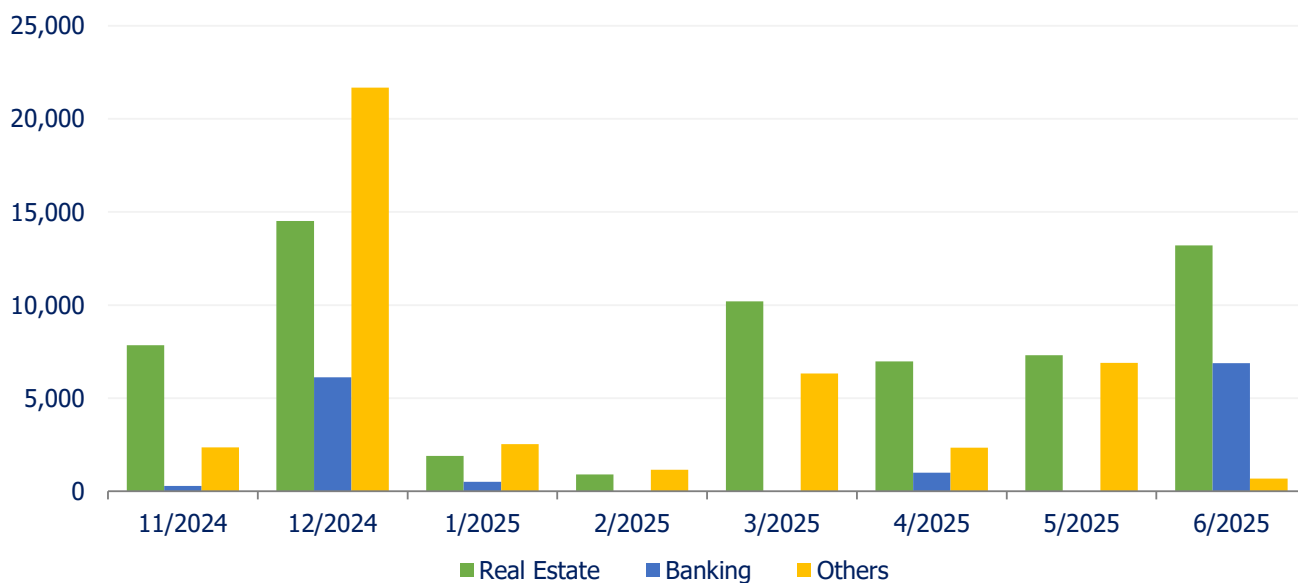
# Weekly report

## Appendix 3

### Corporate bonds matured from 18/11 to 24/11/2024

NO	ISSUER	SECTOR	INITIAL VALUE (VNDbn)	REMAINING VALUE (VNDbn)	BOND CODE	ISSUANCE DATE	DUE DATE
1	AN VIET INFRASTRUCTURE DEVELOPMENT AND INVESTMENT JOINT STOCK COMPANY	REAL ESTATE	180	2	AVICH2124001	18/11/2021	18/11/2024
2	NGANPHO INTERNATIONAL CORPORATION	CONSTRUCTION	68	68	NPHCH2124001	18/11/2021	18/11/2024
3	HO CHI MINH CITY DEVELOPMENT JOINT STOCK COMMERCIAL BANK	BANKING	1	1	HDB1924_05	19/11/2019	19/11/2024
4	AN PHAT BIOPLASTICS JOINT STOCK COMPANY	INDUSTRIAL	470	470	AAAH2124001	19/11/2021	19/11/2024
5	DUONG MALT JOINT STOCK COMPANY	INDUSTRIAL	200	200	DMBOND2017	20/11/2017	20/11/2024
6	JOINT STOCK COMMERCIAL BANK FOR FOREIGN TRADE OF VIETNAM	BANKING	50	50	VCB_BOND_RL06_2018_10	20/11/2018	20/11/2024
7	THAITUAN GROUP JOINT STOCK COMPANY	CONSUMER SERVICES	500	500	TTDCH2122002	20/05/2021	20/11/2024
8	CRYSTAL BAY JOINT STOCK COMPANY	CONSUMER SERVICES	450	421	CBGCB2124001	05/11/2021	20/11/2024
9	F88 BUSINESS JOINT STOCK COMPANY	FINANCE	100	100	F88CH2324002	21/11/2023	21/11/2024
10	JOINT STOCK COMMERCIAL BANK FOR FOREIGN TRADE OF VIETNAM	BANKING	41	40	VCB_BOND_RL06_2018_11	22/11/2018	22/11/2024
11	CT TNHH MTV QUẢN LÝ ĐẦU TƯ PHÚC KHANG	REAL ESTATE	500	500	BOND_PK1_2020	23/11/2020	23/11/2024
12	MILITARY COMMERCIAL JOINT STOCK BANK	BANKING	60	60	MB.BOND.2017.7Y.10	24/11/2017	24/11/2024

### CORPORATE BONDS TO MATURE IN 2024 and 1H2025



# Weekly report

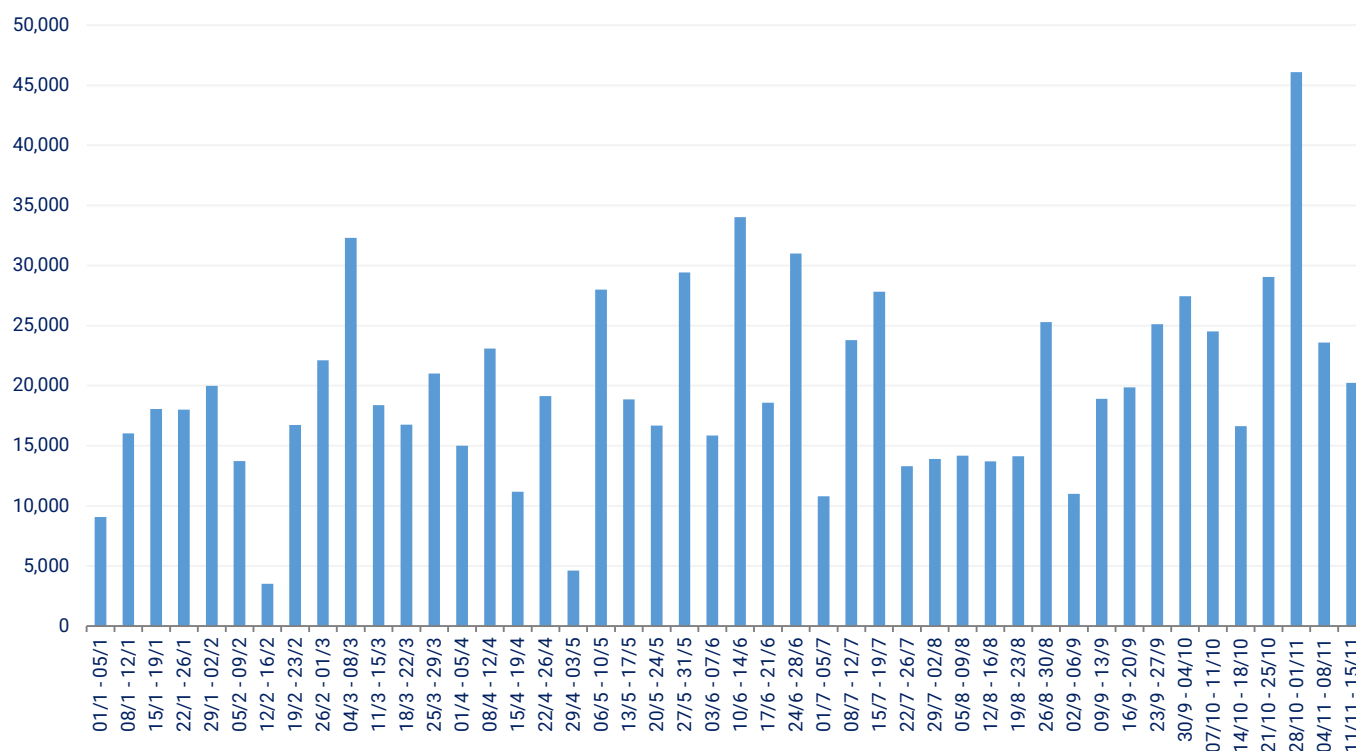
## Appendix 4

### Abnormal disclosure regarding corporate bonds from 11/11 to 15/11/2024

No	Date	Issuer	Bond Code	Type of news	Details
1	11/11/2024	THE EAST REAL ESTATE INVESTMENT JOINT STOCK COMPANY	PDCCH2124001	Changes in bond terms and conditions	Extension of Maturity Date by 24 months
2	13/11/2024	HUNG THINH LAND JOINT STOCK COMPANY	H79CH2225002	Late payment of bond principal/interests	Late principal payment of VND 700 billion

### Daily trading value of privately-placed corporate bond

Weekly trading value of privately-placed corporate bond in 2024 (VND billion)



\* Data consolidated from HNX, as of 15/11/2024

# Weekly report

## Appendix 5

### List of Abbreviations

No	Abbreviation	Meaning
1	avg	average
2	bn	billion
3	bps	basis points
4	CPI	Consumer Price Index
5	EU	European
6	FED	Federal Reserves System
7	FOMC	Federal Open Market Committee
8	G-bonds	Government bonds
9	HNX	Hanoi Stock Exchange
10	JSC	Joint Stock Company
11	LHS	Left hand side
12	MoM	Month over month
13	OMO	Open market operation
14	PPI	Producer Price Index
15	RHS	Right hand side
16	SBV	State Bank of Vietnam
17	SSC	State Securities Commission of Vietnam
18	STV	the State Treasury of Vietnam
19	VBMA	Vietnam Bond Market Association
20	vol	volume
21	WoW	week over week
22	YTD	Year to date



Thank you for reading VBMA's Weekly Bond Market Report.  
For more information, please contact:

**VIETNAM BOND MARKET ASSOCIATION**

17th floor, Gelex Tower, 52 Le Dai Hanh Str., Hai Ba Trung  
District, Hanoi

**Tel:** (84) 24 3974 8781

**Fax:** (84) 4 3974 8782

**Website:** <http://www.vbma.org.vn/>

---

**DISCLAIMERS:**

The information and opinions in this report are those of Vietnam Bond Market Association (VBMA) research activity. VBMA does not make any representation or warranty, express or imply, as to the fairness, accuracy, or completeness. VBMA accepts no liability whatsoever for any loss arising from use of this report or its contents. This report is being supplied solely for informational purposes and may not be reproduced, distributed or published by recipient for any purpose.