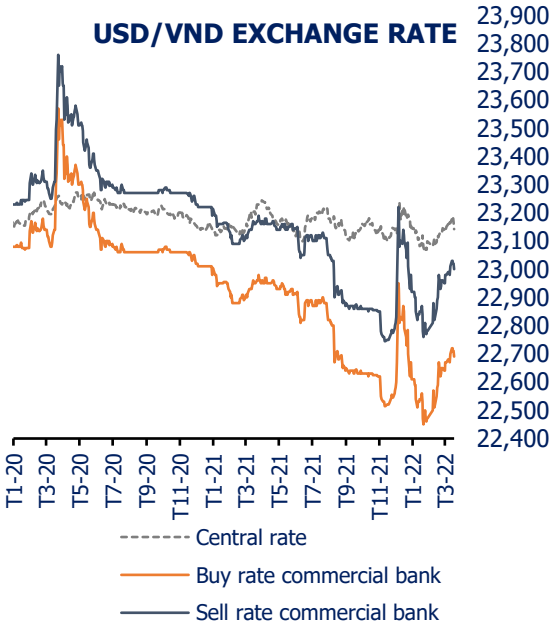


USD/VND EXCHANGE RATE



MONEY MARKET

The average interbank interest rate decreased at overnight, 1-week, 2-week and 3-month tenors while increased at other tenors. The total trading volume on the interbank market reached VND 985 trillion, increased by 5.4%. Overnight and 1-week tenors had the highest trading volume, accounted for 94.2% of the total trading volume of the whole week.

FOREIGN EXCHANGE MARKET

The State Bank SBV announced the central exchange rate of 23,142 VND/USD (-22 VND/USD wow). Vietcombank bidding and offering exchange rates decreased by 10 VND/USD compared to the last week. USD Index decreased to 98.23, 0.9% lower than the last week.

GOVERNMENT BOND - PRIMARY MARKET

During the week, STV called for auction a total of VND 6,500 billion at tenor of 7-year, 10-year, 15-year and 30-year, the winning rate was 42.7%. Total value of G-bonds issued since the beginning of the year has reached 10% of the annual plan. Next week, STV will call for auction VND 6,000 billion at 4 tenors (10, 15, 20 and 30 years)

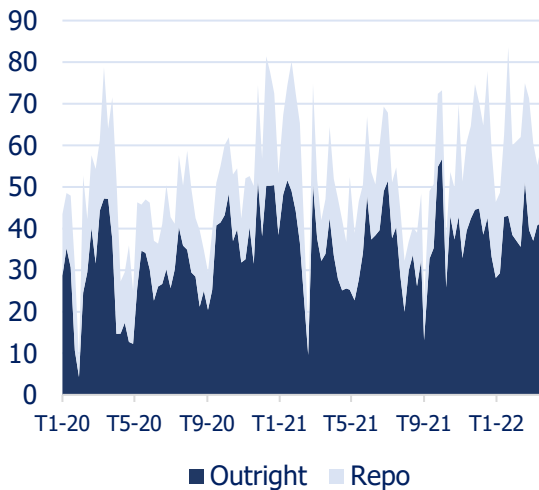
GOVERNMENT BOND - SECONDARY MARKET

The secondary market's trading value was VND 60.28 trillion, in which, outright transaction increased by 1% and repo transaction increased by 32% compared to the last week. Foreign investors net sold VND 830 billion of government bond. Government bond yields according to VBMA outright trading room increased at all tenors.

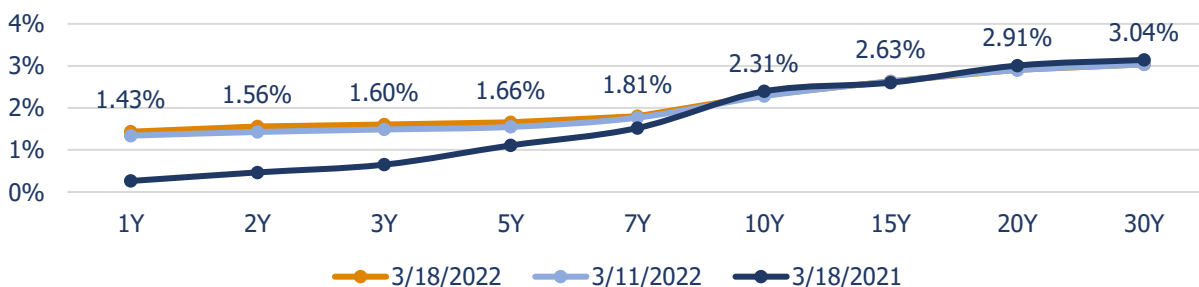
CORPORATE BOND MARKET

According to VBMA's data, as of March 18, 2022, there was 1 issuance to the public and 2 issuances under private placement with the total value of VND 1,250 billion in March.

OUTRIGHT AND REPO TRADING VOLUME



GOVERNMENT BOND TRADING YIELD - VBMA BENCHMARK



Weekly report

Money market

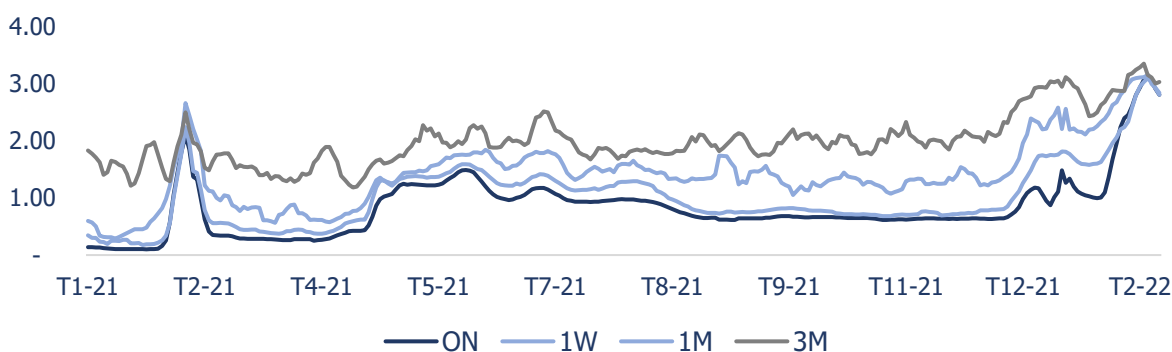
Interbank interest rate: During the week, the average interbank interest rate of overnight tenor decreased by 6 bps to 2.18%, 1-week tenor decreased by 3 bps to 2.25% and 2-week tenor decreased by 12 bps to 2.45%. Compared to the same period of 2021, interbank rates of these tenors were 186-198 bps higher.

Trading volume: The total trading volume on the interbank market reached VND 985 trillion, increased by 5.4% compared to the last week. Overnight and 1-week tenors had the highest trading volume, in which overnight tenor reached VND 864 trillion (accounted for 87.8% the total trading volume) and 1-week tenor reached VND 63.8 trillion (accounted for 6.5% of the total trading volume).

Open market operations: There were 2 transactions in the open market with a total value of VND 726.5 billion, with tenor of 2 weeks and interest rate of 2.5%/year.

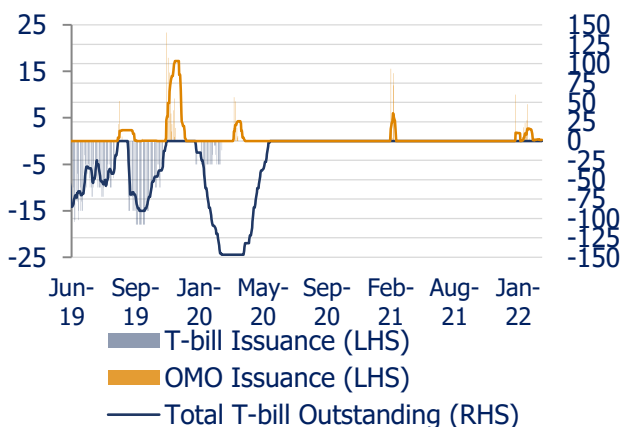
Unit: %	Avg 5 days	18/3/2022	11/3/2022	% WoW	% MoM
ON	2.18	2.20	2.11	9	-34
1W	2.25	2.28	2.15	13	-16
2W	2.45	2.37	2.31	6	-23
1M	2.91	2.38	2.49	-11	-27
3M	3.01	3.17	3.17	0	2
6M	3.70	3.77	4.08	-31	-5
9M	3.93	3.95	3.98	-3	63

AVERAGE INTERBANK RATE



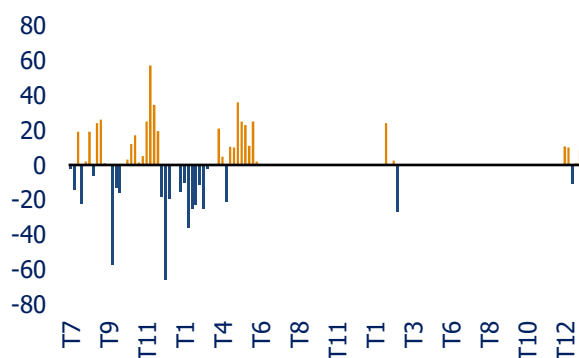
Source: SBV

T-bill & OMO AUCTION



Source: SBV

NET MONEY SUPPLY CHANGE



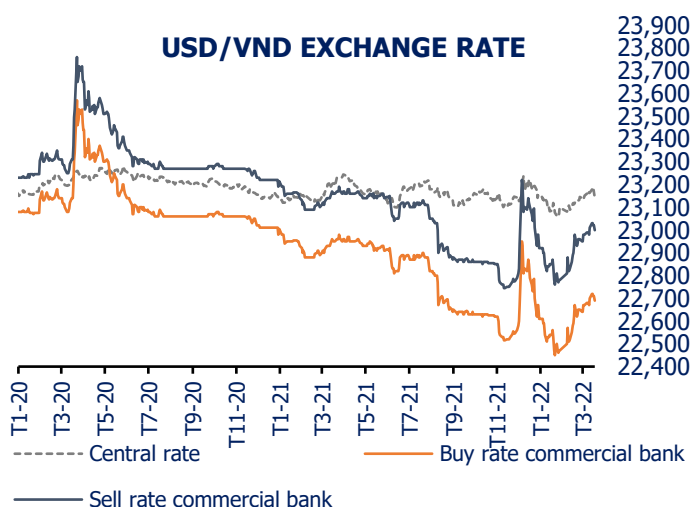
Weekly report

Foreign exchange market

VND/USD exchange rate: During the week, SBV quoted the central exchange rate of 23,142 VND/USD (-22 VND/USD compared to the last Friday). Bid and ask exchange rates at Vietcombank decreased by 10 VND/USD, closed at 22,720 VND/USD (transfer bid), and 23,000 VND/USD (offer).

Foreign currency market: The USD failed to extend the rally last week despite a 25-point rate hike by the Fed and a slightly more hawkish tone than market expectation with the dot plot showing 7 rate hikes in this year. Meanwhile, although the BoE was more dovish with no members voting to raise rates by 0.5%, GBP had a very impressive performance with a 1.1% increase thanks to a strong labor market (unemployment rate decreased to 3.9%, claimant count decreased by 48.1 thousand). Most of the other currencies in the G7 group also gained more than 1% against the USD, JPY was the only currency weakened significantly by 1.58% after Kuroda noted that the BoJ had no need to intervene in the FX market, alleviating concerns that the BoJ will not let the JPY weaken further.

FX Swap market: According to VBMA FX Swap trading room, overnight tenor was traded the most on the FX Swap market, reached USD 686 million, accounting for about 34.6% of the total trading value. Spot and 2-week tenors ranked second and third in term of trading volume with USD 615 million and USD 220 million, accounting for 31.04% and 11.1% of the total trading value, respectively.



Central rate

	Exch rate	% change
7/3/2022	23,159	
8/3/2022	23,171 ▲	0.052%
9/3/2022	23,172 ▲	0.004%
10/3/2022	23,162 ▼	-0.043%
11/3/2022	23,164 ▲	0.009%
14/3/2022	23,178 ▲	0.060%
15/3/2022	23,186 ▲	0.035%
16/3/2022	23,188 ▲	0.009%
17/3/2022	23,167 ▼	-0.091%
18/3/2022	23,142 ▼	-0.108%

Source: SBV

Sources: SBV, Vietcombank

	18/3/2022	11/3/2022	% WoW	% YTD
VND/USD	0.0000437	0.0000437	0.05%	-0.05%
EUR/USD	1.1055	1.0909	1.34%	-2.12%
CNY/USD	0.1572	0.1577	-0.32%	-0.06%
JPY/USD	0.8389	0.8524	-1.58%	-3.24%
GBP/USD	1.3180	1.3036	1.10%	-2.16%
USD index	98.2300	99.1200	-0.90%	2.10%

Sources: investing.com

Weekly report

Government bond - Primary market

Government Bond: During the week, the State Treasury called for auction a total of VND 6,500 billion of Government bond, including tenors of 7-year (VND 500 billion), 10-year (VND 2,000 billion), 15-year (VND 2,000 billion) and 30-year (VND 2,000 billion). The total winning value reached VND 2,780 billion (equivalent to the winning rate of 42.7%), in which the winning value of 10-year bond was VND 1,500 billion (equivalent to the winning rate of 75%), of 15-year bond was VND 1,000 billion (equivalent to the winning rate of 50%), of 30-year bond was VND 280 billion (equivalent to the winning rate of 14%). The bidding rate increased by 29.7% to 209.7% compared to the last week. The winning yields increased by 2 points at 10-year and 15-year tenors while remained unchanged at 30-year tenor compared to the last winning yields.

The total value of G-bonds issued since the beginning of the year has reached 10% of the annual plan (VND 400,000 billion). Specifically, the issuing value of 10-year tenor was VND 17,142 billion (reaching 12% of the 2022 plan), of 15-year was VND 11,950 billion (reaching 8% of the 2022 plan), of 20-year was VND 1,685 billion (reaching 6% of the 2022 plan) and of 30-year was VND 7,965 billion (reaching 23% of the 2022 plan). 5-year bonds and 7-year bonds were not successfully issued. Compared to the same period last year, the issuing value of 10-year tenor increased by VND 3,242 billion, 15-year tenor decreased by VND 631 billion, 20-year decreased by VND 455 billion, 30-year tenor increased by VND 4,335 billion.

Government-guaranteed Bond: There was no auction for Government-guaranteed bond.

Issuance plan: Next week, the State Treasury will call for auction a total of VND 6,000 billion of Government Bond at tenors of 10-year (VND 2,000 billion), 15-year (VND 2,000 billion), 20-year (VND 1,000 billion) and 30-year (VND 1,000 billion).

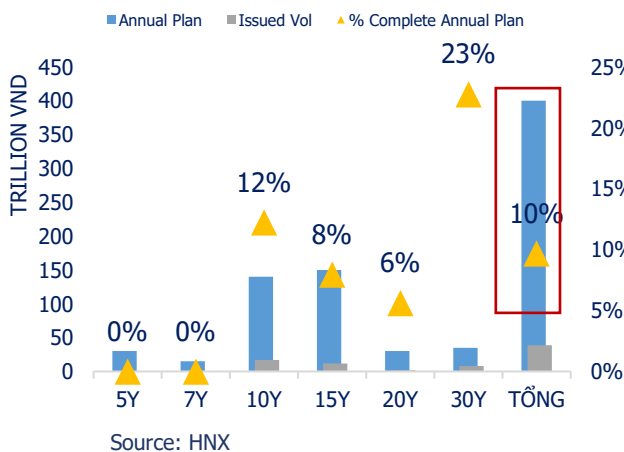
Government bond auction (14/3 - 18/3/2022)

No	Bond code	Issuer	Tenor	Date	Offer (bn)	Sub (bn)	WinVal (bn)	Rate	Change (bps)
1	TD2237118	STV	15	16/03/2022	2,000	5,300	1,000	2.47	2
2	TD2232105	STV	10	16/03/2022	2,000	6,500	1,500	2.17	2
3	TD2229104	STV	7	16/03/2022	500	1,050	0	-	-
4	TD2252132	STV	30	16/03/2022	2,000	780	280	3	1

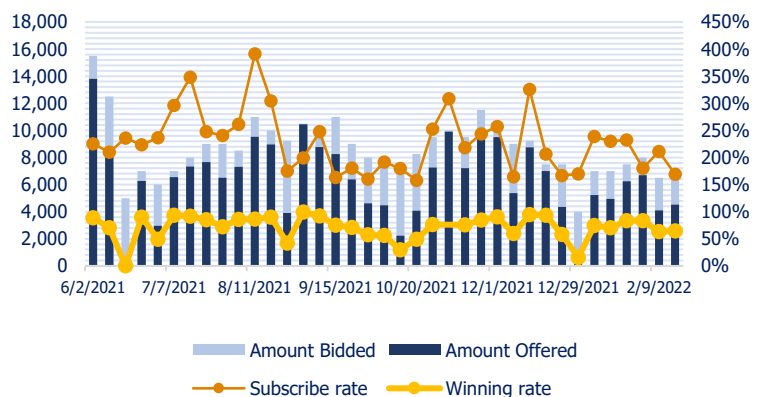
Gov bond auction plan (21/3 - 25/3/2022)

No	Date	Issuer	Bond code	Type	Tenor	Value (bn)
1	24/03/2022	STV	TD2252132	Initial	30	1,000
2	24/03/2022	STV	TD2232105	Additional	10	2,000
3	24/03/2022	STV	TD2237118	Additional	15	2,000
4	24/03/2022	STV	TD2242128	Additional	20	1,000

ISSUED VALUE BY TENORS



AUCTION VOLUME OF GOVERNMENT BOND 2020-2021



Weekly report

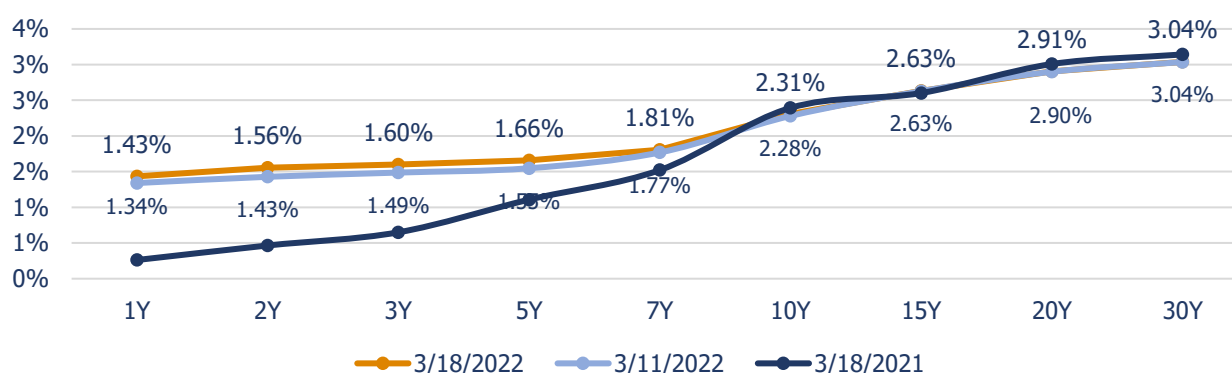
Government bond - Secondary market

Secondary Market: The secondary market's trading value was VND 60.28 trillion, of which the outright trading value was VND 41.32 trillion, increased by 1% and the repo trading value was VND 18.95 trillion, increased by 32% compared to the last week. The outright daily average trading value was VND 8.27 trillion and the repo daily average trading value was VND 3.79 trillion.

Foreign investors: Foreign investors bought VND 404 billion and sold VND 1,234 billion of government bonds, for the whole week, foreign investors net sold VND 830 billion of government bonds. Thus, since the beginning of the year, foreign investors have net sold VND 1,094 billion of government bonds.

Government bond yields (according to VBMA outright trading room): VBMA government bond yields increased by 0.3 to 12.9 points at almost all tenors, especially from 1-year to 5-year tenor. 10-year and 3-year government bonds were traded the most last week, both reaching VND 250 billion, accounting for 26.3% of the total trading value for each tenor.

GOVERNMENT BOND TRADING YIELD - VBMA BENCHMARK

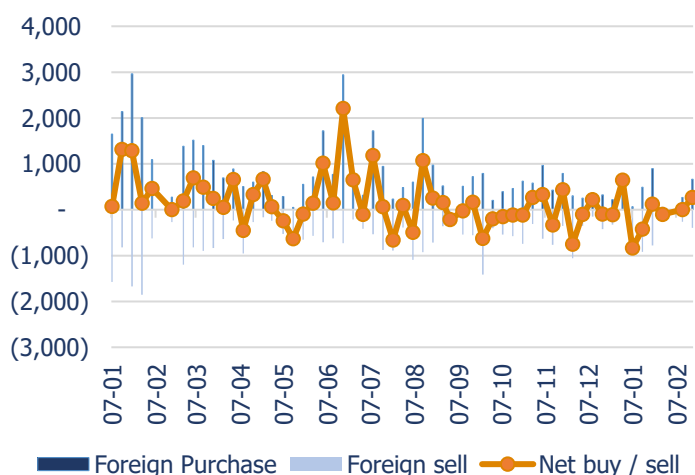


Compared to	1Y	2Y	3Y	5Y	7Y	10Y	15Y	20Y	30Y
Last week	9.4	12.9	11.5	11.0	3.8	2.7	0.5	0.7	0.3
Last month	73.8	72.6	71.4	63.6	36.6	13.1	11.6	8.8	6.2

Sources: VBMA

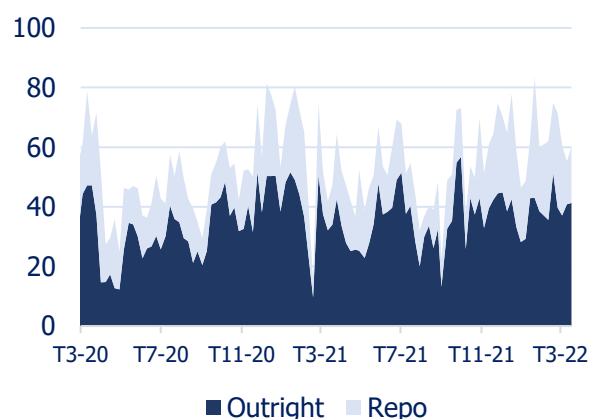
Unit: Basis point

FOREIGN INVESTOR ACTIVITIES 2021



Source: HNX

OUTRIGHT AND REPO TRADING VOLUME



Unit: VND Thsd Bn

Source: HNX

Weekly report

Corporate Bond Market

Corporate bonds issued in March 2022:

According to data collected by VBMA from HNX and SSC, as of March 18, 2022, there was 1 issuance of VNDirect Securities JSC under public offering with a value of VND 1,000 billion and 2 issuance under private placement of Viet Capital Joint Stock Commercial Bank with total value of VND 250 billion in March. VNDirect Securities JSC issued 3 bond codes with tenor of 1-year, 2-year and 3-year. 1-year bonds had coupon rate of 8%/year with value of VND 200 billion, 2-year bonds had coupon rate of 8.2% for the first year and the next year rate equal to deposit rate for retail customer (VCB, BIDV, VIETIN, AGRI) +/- 2.6%/year, 3-year bonds had coupon rate of 8.4% for the first year and the remaining years's rate equal to deposit rate for retail customer (VCB, BIDV, VIETIN, AGRI) +/- 2.8%/year. The 2 bond issuances of Viet Capital both have tenor of 7 years, coupon rate of 8.6%/year to increase tier-2 capital.

Compared to the same period last year, the issuing value through public offering since the beginning of the year increased by 7.3%, reached VND 8,204 billion (accounting for 21.99% of the total issuing value) and the issuing value under private placement increased by 27.12%, reached VND 29,118 billion (accounting for 78.01% of the total issuing value).

(Detail of issued bond in Appendix 2)

Corporate bond issuance plan in 2022

Nam Long Investment JSC

The Board of Nam Long has approved the plan to issue no more than VND 1,000 billion of unconvertible, secured and no warrants attached bonds with tenor of 7 year, coupon rate equal to base rate + 3.5%/year.

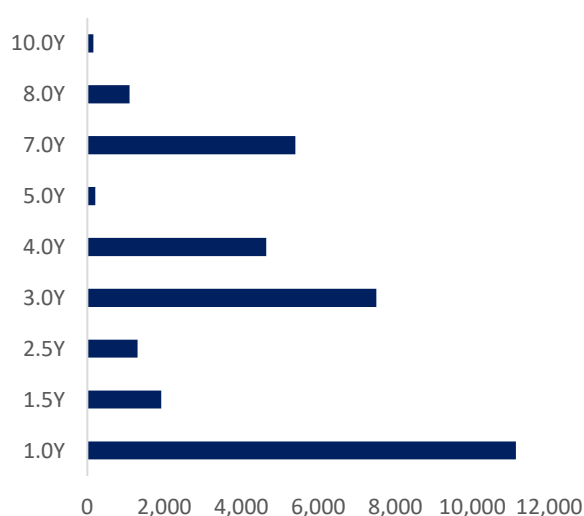
Asia-Pacific Securities JSC

The Board of APS has approved the plan to issue no more than VND 400 billion of bonds under private placement, coupon rate of 10%/year +/-3% depend on the issuing conditions.

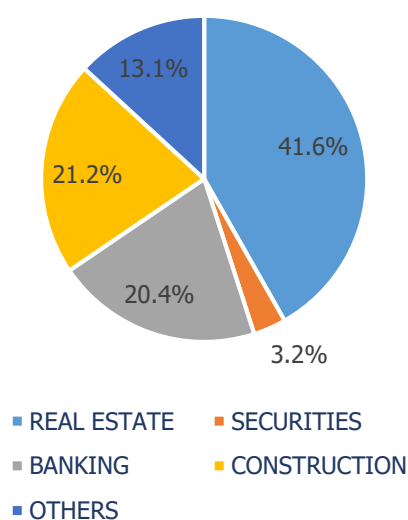
ACB Securities Limited

The Board of ACBS has approved the plan to issue VND 1,500 billion of bonds with tenor no more than 2 years under private placement for professional security investors and/or under public offering and will be listed on bonds trading system.

Domestic Issued value by tenor



Issued value by sector



Unit: VND Bn

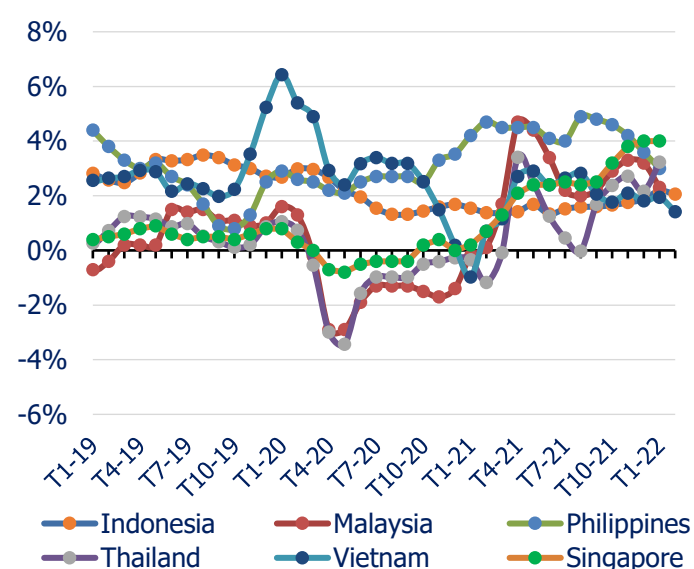
Source: HNX

Weekly report

International news

Date	Country	Curr	Impact	Event
23/3/2022	United Kingdom	GBP	High	CPI, BoE Governer Bailey Speaks, Annual budget release
23/3/2022	United States	USD	High	Fed chair Powell speaks
24/3/2022	United Kingdom	GBP	High	Composite PMI, Manufacturing PMI
24/3/2022	United States	USD	High	Core durable goods orders
25/3/2022	United States	USD	High	Retail sales

Current trend of Inflation of countries in the region Inflation rate of countries in the region



Date	Vietnam	Thailand	Singapore	Phillipines
Jan-21	-0.97%	-0.34%	0.20%	4.20%
Feb-21	0.70%	-1.17%	0.70%	4.70%
Mar-21	1.16%	-0.08%	1.30%	4.50%
Apr-21	2.70%	3.41%	2.10%	4.50%
May-21	2.90%	2.44%	2.40%	4.50%
Jun-21	2.40%	1.25%	2.40%	4.10%
Jul-21	2.64%	0.45%	2.50%	4.00%
Aug-21	2.82%	-0.02%	2.40%	4.90%
Sep-21	2.06%	1.68%	2.50%	4.80%
Oct-21	1.77%	2.38%	3.20%	4.60%
Nov-21	2.10%	2.71%	3.80%	4.20%
Dec-21	1.81%	2.17%	4.00%	3.60%
Jan-22	1.94%	3.23%	4.00%	3.00%
Feb-22	1.42%	5.28%	-	3.00%

Sources: Trading Economics

Average yields of 5-year G-bond of top regional and global economies

Unit: %	China	Japan	Malaysia	Philippines	Thailand	US	Vietnam
1 2021	2.96	(0.11)	2.09	2.67	0.62	0.44	1.13
2 2021	3.06	(0.09)	2.22	2.82	0.73	0.54	1.09
3 2021	3.06	(0.08)	2.62	3.21	0.91	0.83	1.06
4 2021	3.00	(0.10)	2.58	3.30	0.80	0.86	1.11
5 2021	2.91	(0.10)	2.57	3.28	0.79	0.81	1.10
6 2021	2.96	(0.10)	2.54	3.06	0.69	0.83	1.13
7 2021	2.80	(0.12)	2.52	2.88	0.65	0.76	1.08
8 2021	2.69	(0.12)	2.64	2.73	0.58	0.77	1.00
9 2021	2.69	(0.10)	2.78	2.85	0.72	0.86	0.91
10 2021	2.82	(0.10)	2.91	3.17	0.79	0.93	0.93
11 2021	2.73	(0.08)	3.17	4.15	-	1.20	0.78
12 2021	2.71	(0.09)	3.14	4.12	-	1.16	0.79
1 2022	2.51	(0.04)	3.26	3.94	1.51	1.53	0.91
2 2022	2.50	0.03	3.32	4.28	1.49	1.86	1.07
3 2022	2.55	0.01	3.30	4.46	1.34	1.90	1.59

Decrease
Increase

Sources: investing.com

Weekly report

Appendix 1

Government bond auction (14/3 - 18/3/2022)

No	Bond code	Issuer	Tenor	Date	Offer (bn)	Sub (bn)	WinVal (bn)	Rate	Change (bps)
1	TD2237118	STV	15	16/03/2022	2,000	5,300	1,000	2.47	2
2	TD2232105	STV	10	16/03/2022	2,000	6,500	1,500	2.17	2
3	TD2229104	STV	7	16/03/2022	500	1,050	0	-	-
4	TD2252132	STV	30	16/03/2022	2,000	780	280	3	1

Gov bond auction plan (21/3 - 25/3/2022)

No	Date	Issuer	Bond code	Type	Tenor	Value (bn)
1	17/3/2022	STV	TD2252132	Initial	30	1,000
2	17/3/2022	STV	TD2232105	Additional	10	2,000
3	17/3/2022	STV	TD2237118	Additional	15	2,000
4	17/3/2022	STV	TD2242128	Additional	20	1,000

Government bond auction plan of 2022

No	Tenor	Value
1	5 year	VND 30,000 billion
2	7 year	VND 15,000 billion
3	10 year	VND 140,000 billion
4	15 year	VND 150,000 billion
5	20 year	VND 30,000 billion
6	30 year	VND 35,000 billion
Total		VND 400,000 billion

Top 10 most traded bond code of the week

No	Bond code	Trading Val (bn)	Issuing tenor	Remaining tenor	Rate
1	TB1328154	1,035	15	6.3	1.8501 - 1.8501
2	TD2030014	1,048	10	8.3	1.84 - 3
3	TD1631461	1,045	15	8.8	2.35 - 2.35
4	TD1636502	2,912	20	14.5	2.38 - 2.64
5	TD2030135	1,822	10	8.7	1.9999 - 2.5
6	TD2131014	1,121	10	9.1	2.23 - 2.7
7	TD2131016	1,166	10	9.2	2.1399 - 2.7
8	TD2131017	1,454	10	9.3	2.14 - 2.8501
9	TD2131018	3,488	10	9.5	2.1201 - 2.85
10	TD2131019	2,655	10	9.7	2.1699 - 2.38

Weekly report

Appendix 2

Issuance results of Corporate bonds announced In March 2022

ISSUER	TYPE OF PLACEMENT	VALUE (VND Bn)	BOND CODE	SEGMENT	DATE	INTEREST RATE	TENOR (year)
HUNG THINH INVESTMENT JSC	PRIVATE	600	H39CH2123004	REAL ESTATE	22/12/2021	N/A	2.00
NAM RACH CHIEC LIMITED	PRIVATE	700	NRCCH2226001	REAL ESTATE	26/01/2022	N/A	4.00
ASIA-PACIFIC SECURITIES JSC	PRIVATE	0.3	APSH2225002	SECURITIES	12/01/2022	N/A	3.00
ASIA-PACIFIC SECURITIES JSC	PRIVATE	4.331	APSH2225001	SECURITIES	12/01/2022	N/A	3.00
AN GIA REAL ESTATE INVESTMENT JSC	PRIVATE	300	AGGH2122001	REAL ESTATE	20/12/2021	N/A	1.00
DEO CA GROUP	PRIVATE	200	DACA2124001	CONSTRUCTION	28/10/2021	N/A	3.00
VIET HAN TRADING - ADVERTISING - CONSTRUCTION - REAL ESTATE JSC	PRIVATE	300	VHACH2128009	REAL ESTATE	31/12/2021	N/A	7.00
A&V VIET MY TRADING AND SERVICE INVESTMENT JSC	PRIVATE	283	CGGCH2124001	REAL ESTATE	30/12/2021	N/A	3.00
AMERICAN PROPERTY JSC	PRIVATE	300	MRECH2128006	REAL ESTATE	31/12/2021	N/A	7.00
NAM KHANG TECHNOLOGY AND ENVIRONMENT JSC	PRIVATE	120	NAKCH2123001	CONSTRUCTION	06/11/2021	N/A	2.00
VIETNAM THUONG TIN COMMERCIAL JOINT STOCK BANK	PRIVATE	300	VBBL2229001	BANKING	09/02/2022	N/A	7.00
HUNG THINH INVESTMENT JSC	PRIVATE	800	H39CH2123002	REAL ESTATE	16/11/2021	N/A	2.00
IMG HUE INVESTMENT JSC	PRIVATE	31	IMGCH2126002	REAL ESTATE	15/11/2021	N/A	5.00
EVEREST SECURITIES JSC	PRIVATE	257.57	EVSH2123006	SECURITIES	25/10/2021	N/A	2.00
NO VA LAND INVESTMENT GROUP CORPORATION	PRIVATE	1000	NVLH2123014	REAL ESTATE	18/11/2021	N/A	1.50
VIETJET AVIATION JSC	PRIVATE	3000	VJCH2124007	CONSUMER SERVICES	29/12/2021	FIRST 2 PERIODS: 9.5%/YEAR, REMAINING PERIODS = AVERAGE DEPOSIT RATE 12M (VCB, BIDV, CTG, HDB) + 3.5%/YEAR	3.00
TECHCOM SECURITIES JSC	PRIVATE	435	TCSCH2123014	SECURITIES	17/11/2021	N/A	2.00
SUNSHINE GROUP JSC	PRIVATE	2000	SSGCH2127004	REAL ESTATE	31/12/2021	N/A	6.00
BRIGHT JUPITER TRADING INVESTMENT JSC	PRIVATE	215	BJCCH2122001	CONSUMER GOODS	09/08/2021	N/A	1.00
CONSTRUCTION CORPORATION NO 1 JSC	PRIVATE	850	CC1H2124003	CONSTRUCTION	10/12/2021	N/A	3.00
CAM RANH YATCHS AND RESORTS JSC	PRIVATE	2500	NCRCH2123001	REAL ESTATE	03/12/2021	N/A	2.00

Weekly report

Appendix 2

Issuance results of Corporate bonds announced In March 2022 (cont)

ISSUER	TYPE OF PLACEMENT	VALUE (VND Bn)	BOND CODE	SEGMENT	DATE	INTEREST RATE	TENOR (year)
F88 BUSINESS JSC	PRIVATE	250	F88CH2123012	FINANCE	24/12/2021	N/A	1.50
HAI PHAT INVESTMENT JSC	PRIVATE	350	HPXH2223001	REAL ESTATE	12/01/2022	N/A	1.00
TNPOWER ENERGY JSC	PRIVATE	300	TNPCH2223001	ENERGY	27/01/2022	N/A	1.00
R&H GROUP JSC	PRIVATE	3000	RHGCH2124005	REAL ESTATE	06/12/2021	N/A	3.00
F88 BUSINESS JSC	PRIVATE	30	F88CH2223001	FINANCE	27/01/2022	N/A	1.00
NO VA LAND INVESTMENT GROUP CORPORATION	PRIVATE	1000	NVLH2122015	REAL ESTATE	24/12/2021	N/A	1.00
AN VIET INFRASTRUCTURE DEVELOPMENT AND INVESTMENT	PRIVATE	179.9	AVICH2124001	CONSTRUCTION	18/11/2021	N/A	3.00
SUNSHINE E&C CONSTRUCTION JSC	PRIVATE	800	SECCH2224001	CONSTRUCTION	18/02/2022	N/A	2.00
TRUNG TAY CONSTRUCTION AND TRADING JSC	PRIVATE	100	VTGH2124001	RAW MATERIALS	06/12/2021	N/A	3.00
INVESTMENT - DEVELOPMENT CITY AND INDUSTRIAL ZONE JSC	PRIVATE	125	UDICH2123001	CONSTRUCTION	15/12/2021	N/A	1.50
TRUNG NAM TRA VINH SOLAR POWER JSC	PRIVATE	400	TVSCH2123001	ENERGY	27/12/2021	N/A	2.00
HANG XANH MOTORS SERVICE JSC	PRIVATE	180	HAXH2223001	CONSUMER SERVICES	10/02/2022	N/A	1.50
SUN PHU QUOC LIMITED	PRIVATE	1000	PQSCB2124001	SERVICES	30/11/2021	N/A	3.00
CMC JSC	PUBLIC	100	CVTB2123005	PRODUCTION	10/02/2022	10%/YEAR	2.00
CMC JSC	PUBLIC	200	CVTB2123006	PRODUCTION	10/02/2022	10.5%/YEAR	3.00
CMC JSC	PUBLIC	200	CVTB2123007	PRODUCTION	10/02/2022	10.6%/YEAR	5.00
CRYSTAL PALACE JSC	PRIVATE	3230	WTPCH2125003	REAL ESTATE	16/12/2021	N/A	4.00
F88 BUSINESS JSC	PRIVATE	20	F88CH2223002	FINANCE	21/02/2022	N/A	1.00
NGOC THIEN LIMITED	PRIVATE	500	NTCCH2124001	RAW MATERIALS	30/11/2021	N/A	3.00
TIEN TRUONG PRODUCTION INVESTMENT AND TRADING JSC	PRIVATE	900	TITCH2124001	CONSTRUCTION	26/11/2021	N/A	3.00
I.P.A INVESTMENTS GROUP JSC	PRIVATE	1000	IPAH2225001	FINANCE	25/02/2022	N/A	3.00

Weekly report

Appendix 2

Issuance results of Corporate bonds announced In March 2022 (cont)

ISSUER	TYPE OF PLACEMENT	VALUE (VND Bn)	BOND CODE	SEGMENT	DATE	INTEREST RATE	TENOR (year)
MB SHINSEI FINANCE LIMITED	PRIVATE	400	MSFCLH2224001	FINANCE	21/02/2022	N/A	2.00
TRADING CONSTRUCTION WORKS ORGANIZATION	PRIVATE	124	WTOCH2125004	REAL ESTATE	18/11/2021	N/A	3.50
AN THINH RUBBER INVESTMENT LIMITED	PRIVATE	650	ATLCH2224001	AGRICULTURE	11/02/2022	N/A	2.00
CUONG THINH RUBBER INVESTMENT LIMITED	PRIVATE	545	CTRCH2224001	AGRICULTURE	21/02/2022	N/A	2.00
THANH CONG SECURITIES JSC	PRIVATE	200	TCIH2223001	SECURITIES	23/02/2022	N/A	1.00
CHUONG DUONG JSC	PRIVATE	211.9	CDCH2124001	REAL ESTATE	26/11/2021	N/A	3.00
CTCP KINH DOANH F88	PRIVATE	100	F88CH2223004	FINANCE	25/02/2022	N/A	1.00
VIETNAM INTERNATIONAL COMMERCIAL JOINT STOCK BANK	PRIVATE	948	VIBL2226001	BANKING	28/02/2022	N/A	4.00
VIETNAM INTERNATIONAL COMMERCIAL JOINT STOCK BANK	PRIVATE	2000	VIBL2225002	BANKING	28/02/2022	N/A	3.00
AIS AMERICAN INTERNATIONAL EDUCATION JSC	PRIVATE	250	AIECH2123001	EDUCATION	26/01/2022	N/A	1.50
HUNG THINH INVESTMENT JSC	PRIVATE	350	H39CH2122001	REAL ESTATE	01/12/2021	N/A	1.00
VIET DRAGON SECURITIES JSC	PRIVATE	349.35	VDSH2122011	SECURITIES	24/12/2021	N/A	1.00
TDG GLOBAL INVESTMENT JSC	PRIVATE	40	TDGBH2223001	CONSUMER GOODS	18/01/2022	N/A	1.00
VNDIRECT SECURITIES JSC	PUBLIC	200	VNDL2122006	SECURITIES	07/03/2022	8%/YEAR	1.00
VNDIRECT SECURITIES JSC	PUBLIC	400	VNDL2122007	SECURITIES	07/03/2022	FIRST PERIOD: 8.2%/YEAR, REMAINING PERIODS = REF RATE + 2.6%/YEAR	2.00
VNDIRECT SECURITIES JSC	PUBLIC	400	VNDL2122008	SECURITIES	07/03/2022	FIRST PERIOD: 8.4%/YEAR, REMAINING PERIODS = REF RATE + 2.8%/YEAR	3.00
LIEN VIET POST JOINT STOCK COMMERCIAL BANK	PUBLIC	1602.2	LPB7Y202103	BANKING	28/02/2022	AVERAGE DEPOSIT RATE VND 12M (VCB, AGRI, BIDC, VIETIN) + 1.9%/YEAR	7.00
LIEN VIET POST JOINT STOCK COMMERCIAL BANK	PUBLIC	93.17	LPB10Y202104	BANKING	28/02/2022	AVERAGE DEPOSIT RATE VND 12M (VCB, AGRI, BIDC, VIETIN) + 2.2%/YEAR	10.00
VIET CAPITAL JOINT STOCK COMMERCIAL BANK	PRIVATE	100	BVBL2229002	BANKING	04/03/2022	8.6%/YEAR	7.00
VIET CAPITAL JOINT STOCK COMMERCIAL BANK	PRIVATE	150	BVBL2229003	BANKING	08/03/2022	8.6%/YEAR	7.00
VINFAST TRADING AND PRODUCTION JSC	PRIVATE	5000	VIFCB2124004	PRODUCTION	27/12/2021	N/A	3.00
KHAI HOAN LAND GROUP JSC	PRIVATE	300	KHGH2123002	REAL ESTATE	22/12/2021	N/A	2.00

Weekly report

Appendix 2

Issuance results of Corporate bonds announced In March 2022 (cont)

ISSUER	TYPE OF PLACEMENT	VALUE (VND Bn)	BOND CODE	SEGMENT	DATE	INTEREST RATE	TENOR (year)
PETROVIETNAM SECURITIES INCORPORATED	PRIVATE	276.2	PSIH2122005	SECURITIES	09/12/2021	N/A	2.00
PETROVIETNAM SECURITIES INCORPORATED	PRIVATE	127	PSIH2123004	SECURITIES	02/12/2021	N/A	1.50
R&H GROUP JSC	PRIVATE	944	RHGCH2124007	REAL ESTATE	30/12/2021	N/A	3.00
DONG NAI TRANSPORTATION WORKS SHAREHOLDING COMPANY	PRIVATE	350	DGTH2224001	CONSTRUCTION	22/02/2022	N/A	2.00
LDG INVESTMENT JSC	PRIVATE	400	LDGH2123002	REAL ESTATE	10/12/2021	N/A	2.00
KIEN GIANG CONSTRUCTION INVESTMENT CONSULTANCY JSC	PRIVATE	500	CKGH2124001	REAL ESTATE	31/12/2021	N/A	3.00
XUAN THANH CEMENT JSC	PRIVATE	440	XTCCCH2136002	RAW MATERIALS	20/12/2021	N/A	15.00
F88 BUSINESS JSC	PRIVATE	200	F88CH2223003	FINANCE	21/02/2022	N/A	1.00



Thank you for reading VBMA's Weekly Bond Market Report.
For more information, please contact:

VIETNAM BOND MARKET ASSOCIATION

17th Floor, Gelex Tower, 52 Le Dai Hanh Str.,

Hai Ba Trung Distr., Ha Noi

Tel: (84) 24 3974 8781

Fax: (84) 4 3974 8782

Website: www.vbma.org.vn

DISCLAIMER:

The information and opinions in this report are those of Vietnam Bond Market Association (VBMA) research activity. VBMA does not make any representation or warranty, express or implied, as to the fairness, accuracy, or completeness. While all reasonable care has no representation as to its accuracy or completeness and it should not be relied upon as such. VBMA accepts no liability whatsoever for any loss arising from use of this report or its contents. This report is being supplied solely for informational purposes and may not be reproduced, distributed or published by recipient for any purpose.